

Visual Arts Center of New Jersey

More than 200 offerings for
Children, Teens, and Adults
of All Skill Levels!

2019
SPRING

ARE YOU A MEMBER?

Membership provides many benefits
and supports art in our community.
See page 2 for details!

CAMP AT THE ART CENTER

Spring break and summer camp
options are available for children
and teens. Sign up now!

REGISTER TODAY!

Classes run April 16–June 24
Register online at
artcenternj.org today!

EVENTS FOR SPRING

Calling All Members—Two Opportunities to Exhibit!

Propose an Exhibition for the Community Galleries

Are you a member of the Art Center who is seeking to have an exhibition of your works? The Members' Committee is happy to announce an opportunity in the Art Center's second floor members' galleries for the 2018–2019 exhibition season (September 2018 through June 2019). You may submit a proposal for a solo exhibit or for a group exhibition of member artists who wish to show collectively.

Applications must include:

- 10 images (in jpg or pdf form) representative of the work to be shown with an identifying list of the titles, sizes, and media of those images
- Contact information including name, email, and phone number of person proposing the exhibition
- A description of the exhibition including exhibition title, name(s) of participating artist(s), and the concepts or themes that will be explored in it
- All participating artists must be current members of the Art Center at the time of proposal
- Send the complete proposal via email to mcohn@artcenternj.org with "Proposal for Members Committee" in the subject line
- Incomplete proposals will NOT be considered
- All proposals must be received by May 1, 2018

Members' Art Show & Collectors Weekend

The Members' Committee is also excited to announce the Spring 2018 Members' Art Show & Collectors Weekend! This exhibition is a three-day celebration of art made by our members.

All Art Center members are welcome to hang one original work of art on a first come, first served basis. No need to sign up in advance, just come by the Art Center's Main Gallery at 68 Elm Street, Summit, NJ, with your work on Wednesday, May 16, 12–8 PM or Thursday, May 17, 10 AM–3 PM.

- \$20 entry fee
- One artwork per member. Maximum size is 40" x 40" for 2-D work (including frame) and 24" x 24" x 36" for 3-D work.
- Artist must be a current member of the Visual Arts Center of New Jersey. Member must be an adult.
- A guest juror will select five works to receive awards.
- The exhibition will be open to the public Friday, May 18, through Sunday, May 20.
- Exhibition Opening: Friday, May 18, from 6–8:30 PM; awards presented at 7:30 PM
- Closing toast and art pick-up: Sunday, May 20, 3:30 PM

Summit Public Library Exhibitions

A partnership between the Summit Free Public Library and the Visual Arts Center of New Jersey provides exhibition opportunities for our members and faculty. February 1–March 31, 2018: William Davies; April 1–May 31, 2018: Amelia McGovern; June 1–July 31, 2018: Jeanne Shottland

Art to Table

Join us at our all-new Art to Table series this spring! You will experience a private tour of our exhibitions at 11 AM followed by a farm-to-table lunch at Summit House Restaurant + Bar. Your \$50 registration fee includes tour and lunch. Treat yourself to an afternoon of inspiring art and elegant cuisine! See the events page on our website for dates and more information.

Teachers' Symposia 2018

Tuesday, March 6, and Friday, May 4, 9 AM–3 PM

All of our Teacher's Symposium events offer unique professional development opportunities for art educators to come together and learn new creative skills to bring back to their classrooms. The programs include: presentation by a leading contemporary artist; a hands-on art-making workshop with the artist; gallery exercises exploring ways to view and interpret contemporary art; lesson plans to take home; and six professional development hours upon completion of the symposium.

Registration fee is \$75 and includes a light breakfast and all materials. For more information about each symposium and to register, visit the art educators page on our website or contact the Director of Education, Sarah Walko, at swalko@artcenternj.org or 908.273.9121, ext. 213.

Spring 2018 Calendar

- March 6: Teachers' Symposium; 9 AM–3 PM
- March 10: Performance by Mary Bichner and Molly Zenobia; 6–8 PM
- March 25: Artist Talk with Gabriele Evertz, Robert Swain, and Sanford Wurmfeld; 3–5 PM
- April 4: Art to Table
- April 14: Open House; 11 AM–2 PM
- April 21: Color and Consciousness with neuroscientist Bevil Conway; 3–5 PM
- April 26: Road Trip; Wave Hill, Bronx, New York; 9 AM–5 PM
- May 1: Due date for Community Galleries Member Proposals for the 2017–18 season
- May 4: Teachers' Symposium; 9 AM–3 PM
- May 18–20: Spring 2018 Members' Art Show and Collectors Weekend; Open to the Public
- May 18: Opening Event for Members' Art Show & Collectors Weekend; 6–8:30 PM with awards presented at 7:30 PM
- May 20: Closing toast & art pick-up; 3:30 PM
- June 6: Art to Table



Host an Art Party

The Visual Arts Center of New Jersey's custom art parties offer kids, teens, and adults an exciting hands-on art adventure that will awaken the artist within. Choose any medium that interests you and we will customize a specific art project for you and your guests. **Kids' Art Parties, for ages 5 and up, are 90 minutes.** Each party-goer will get creative with an art project taught by a professional art teacher for the first hour. Cake and refreshments, to be provided by the parents or caregivers, may be served during the last half-hour. Adult and teen parties are two hours in duration.

No matter your age, a party at the Art Center will be an event that will be remembered for years to come! All materials are provided for the activity. If you have a special project in mind, just ask! We can design your party with any theme. See below for a baseline price guide.

Medium & Pricing Guide (price per person)

- Drawing or Painting on Paper—\$20
- Painting on Canvas Board (11" x 14")—\$24
- Painting on Stretched Canvas (11" x 14")—\$26
- Collage—\$20
- Mixed Media—\$25
- Air Dry Clay Project—\$25
- Oil Pastels & Watercolor on Paper—\$20
- Jewelry (Kids only)—\$22
- Ceramics (Adults and Teens, 12 max)—\$35
- **12-person minimum; 25-person maximum**
- **There is a nonrefundable \$125 deposit**

Available Days and Times

Kids' Parties (ages 5+) at the Art Center can only be scheduled for Sundays during regular semesters. Adult or teen parties can be scheduled for any time during the Art Center's normal operating hours. **To book an Art Party or for more information, contact the Studio School at studioschool@artcenternj.org or 908.273.9121.**

MUSEUM


CURRENT EXHIBITIONS

Radiant Energy

February 2–May 13

Main and Robinson Strolling Galleries

Our first floor galleries are filled with works that challenge viewers to see color differently. The three painters showcased in *Radiant Energy*—Gabriele Evertz, Robert Swain, and Sanford Wurmfeld—investigate color sensations in abstract painting. While they utilize different geometric elements (squares, rectangles, stripes or bands, grids, and lines) they all explore how the interaction of color creates physical and emotional responses in the viewer. The large paintings in the exhibition provide viewers with multiple opportunities to experience color in uniquely personal ways. By changing the distances from which the paintings are viewed, and looking for longer and shorter durations, viewers may observe color as a shifting, nearly animated force. A series of smaller works on paper by each artist are also on view in the Robinson Strolling Gallery, providing a more intimate look at their individual practices. All three artists are longtime members of the renowned “Hunter Color School,” a group of painters who taught (or continue to teach) at New York’s Hunter College. Collectively, their careers span over 125 years and counting, as they continue to make work that dazzles the eye.



Robert Swain
Untitled, 8 x 12—Green, 2017
Acrylic on canvas, 8 x 12 ft. Courtesy of the artist and Minus Space, Brooklyn, NY.

Richard Garrison: All-consuming

February 2–May 13

Mitzi and Warren Eisenberg Gallery

Running concurrently in the Eisenberg Gallery, *Richard Garrison: All-consuming*, looks at the ways color is used in advertising. The artist, who lives and works in the Albany suburb of Delmar, NY, collects information from typically overlooked aspects of daily life and transforms this data into chart-like abstractions. *All-consuming* features a series of the artist’s Circular Color Schemes—drawings derived from the ubiquitous “big box” store fliers circulated through the mail and in newspapers. For each drawing, Garrison calculates the size, color, and placement of the advertised items and represents them as individual wedges of color within a circular grid. An uneven sprawl of color emanates from the center of each drawing. By consistently repeating this format over the course of weeks and months, Garrison establishes a visual rhythm that uses color to mark time across the changing seasons.




Richard Garrison
Circular Color Scheme: Target, May 22-28, 2016, Pages 1 & 1A. “Cute Combos/Picnic Pick-Ups,” 2016
Watercolor, gouache and graphite on paper, 12 x 12 in. Courtesy of the artist and Robert Henry Contemporary, Brooklyn, NY.

Stair-gazing: Paul Corio

February 2–May 13

Main Staircase

For his Stair-gazing project, New York artist Paul Corio created a “hue circle” painting specifically for the space. In this ongoing series, Corio arranges 12-hue color circles formatted as pinwheels within grids of squares or other geometric shapes. He incorporates the element of chance by allowing horse racing results to determine the sequencing of the color circles. Appropriately, he titles these works with the names of racehorses that catch his eye on racing forms.



Paul Corio
Regal Strike, 2017
Acrylic on canvas, 96 x 84 in. Courtesy of the artist and McKenzie Fine Art, New York, NY.

Related Events

PERFORMANCE

Concert in the Gallery

March 10, 6–8 PM

In conjunction with the exhibition *Radiant Energy*, the Visual Arts Center of New Jersey will host an evening of music. Composers and singers Mary Bichner and Molly Zenobia will perform and speak about how they use synesthesia (a neurological condition that cause them to “see” splashes of specific colors when they hear corresponding pitches sounded) to write music. Mary’s and Molly’s richly-colored compositions will delight classical enthusiasts and indie-pop rockers alike. Join us for wine, cheese, and an exploration of color in visual art and music.

Tickets: \$10 per person

ARTIST TALK

In Discussion

March 25, 3–5 PM

Join artists Gabriele Evertz, Robert Swain, and Sanford Wurmfeld as they discuss their work in the exhibition *Radiant Energy*. The talk will be led by gallerist Matthew Deleget and will give further insight into their process and careers.

LECTURE

Color and Consciousness

April 21, 3–5 PM

Neuroscientist Bevil Conway specializes in visual perception in his scientific work, and he often explores the limitations of the visual system in his artwork. Much of Conway’s research is guided by the underlying thought that visual art can be used to reveal insights about how visual information is processed. His interest in the dovetailing of science and art has also spawned an interdisciplinary study and he taught a course entitled *Vision and Art: Physics, Physiology, Perception, and Practice*. Join us for an afternoon discussion on the science of visual perception.


UPCOMING EXHIBITIONS

June 1 through September 9

“Oh, what a world! What a world!” are the last words spoken by the Wicked Witch of the West as she melts away in the film, *The Wizard of Oz*. Despite her status as a villain, there is pathos in those final words: Was she bemoaning her fate at the hands of a cruel world, or wistfully lamenting the beauty of the world as she passed from it? The melting witch is an apt metaphor for the loss of control many people felt in the wake of the contentious 2016 presidential election. Since then, American society has become increasingly polarized, with a heightened state of anxiety about the future of the country and the world. The Main Gallery exhibition *Oh, What a World! What a World!* examines how artists are responding to these recent changes. With new urgency, their work addresses issues such as climate change, immigration, politics, gender identity, race relations, feminism, and the state of our democracy.

Also on view in the Eisenberg Gallery is a related group show of drawings curated by Thomas Micchelli, an artist, critic, and editor. Micchelli will draw from works originally published in his *Hyperallergic* series, *Drawing in a Time of Fear and Lies*.

Our summer Stair-gazing artist, Leslie Kerby, will create a site-specific installation based on her visual exploration of shipping containers. A related group of works will be on view in the Robinson Strolling Gallery.



Mary Jean Canziani
Basic Anxiety—A New Psychobiological Concept, 2017
Acrylic on repurposed book, 9 1/2 x 13 in. Courtesy of the artist.



Leslie Kerby
The World Contained (detail), 2015
Oil on cardboard, variable dimensions. Courtesy of the artist.

STUDIO SCHOOL

SPRING 2018 HIGHLIGHTS

Spring Classes Begin April 16

With more than 200 offerings to choose from, the Visual Arts Center of New Jersey will refresh your artistic spirit. Beginners will find a variety of introductory classes and workshops to give them the right start, and experienced artists can expand their creativity in one of our intermediate or advanced offerings. Children and teens also have a wide variety of classes from which to choose.

Late Registration: We no longer charge late registration fees! You have two weeks after the beginning of the class to enter a class at full price. After that, the classes will be closed.

Please note:

Studio School classes will not be prorated for late entry or early departure.



<p>Studio School Semester starts April 16 and ends June 30</p>	<p>Mondays, April 16–June 25 (closed May 28 for Memorial Day) Tuesdays, April 17–June 19 Wednesdays, April 18–June 20 Thursdays, April 19–June 21 Fridays, April 20–June 22 Saturdays, April 21–June 30 (closed May 26 for Memorial Day) Sundays, April 22–June 24</p>
<p>Museum</p>	<p>February 2–May 13, 2018 <i>Radiant Energy</i> <i>Richard Garrison: All-consuming</i> <i>Stair-gazing: Paul Corio</i></p> <p>June 1–September 9, 2018 <i>Oh, What a World! What a World!</i> <i>Thomas Micchelli's Drawing in a Time of Fear and Lies</i> <i>Stair-gazing: Leslie Kerby</i></p>
<p>Member Shows</p>	<p>Marite & Joe Robinson Strolling Gallery II and Ann's Place Gallery Chris Ernst and AD White: April 13–June 11 Elaine Denton: June 23–August 20</p>

Mentor Program

Our mentor program is perfect for the student seeking individualized, one-on-one instruction. Whether you're looking for advanced instruction in your favorite medium, a personalized jump-start on exploring something new, or you're seeking advice and direction on a specific project, the mentor program is designed for you.

The mentor program may be purchased in three-hour blocks which can be used as one long session or as three one-hour sessions, ensuring a fit for your schedule. Scheduling dates, times, and further details are determined by student and instructor. Students may sign up for an unlimited number of Mentor Program sessions. For more information visit us online at artcenternj.org/mentor or call 908.273.9121.

Tuition: \$225 per student per session

About Our Faculty

The Visual Arts Center of New Jersey prides itself on an excellent faculty of outstanding artists and arts educators from the New Jersey/New York metropolitan area. Our teaching artists are inspired to share their knowledge and love of art with students—in other words, they are true educators who understand that visual arts can shape vision and change lives. Our instructors are graduates of highly respected art schools including Pratt Institute, Parsons School of Design, Philadelphia College of Art, and The Cooper Union—just to mention a few. They are working artists with diverse specialties whose works are collected and shown around the world.

TEACH FOR US!

We are always seeking artists and designers who are interested in teaching. The Studio School is a crucial component in the training of local artists and arts enthusiasts. We hope to cultivate a faculty who can give our students the strong arts education they desire. **Contact the Studio School at studioschool@artcenternj.org or 908.273.9121.**

Open Studios

The Visual Arts Center of New Jersey offers open studios to our adult members and students during each semester. Our nine state-of-the-art studios have scheduled availability for artists to continue their creative process in a fully-equipped studio. Members with verifiable experience in our studios may also use open studios. Each semester, we will reissue the open studio times, as they are dependant upon regularly scheduled classes.

\$10 per hour for all studios, but \$5 per hour for Drawing/Painting

Open studios are subject to change or cancellation at the Art Center's discretion. Please call to confirm there is an open studio before you arrive.

NEW FACULTY AND OFFERINGS FOR SPRING!

721 NEW! Contemporary Batik Resist Dyeing

Instructor: Vicki Lederman

Wednesday, 9:30 AM–12 PM

Come learn the ancient art of batik resist dyeing and add a contemporary twist! Apply molten wax to selected areas of fabric to repel dye, while the remaining areas take on color. By using a slightly brittle wax, waxed areas will crackle and allow dye to penetrate, creating beautiful patterns. The wax and dyeing process can be repeated multiple times to add more colors and create elaborate and colorful designs. After the final dye application, the wax is removed and the fabric can then be made into clothing, home textiles, or wall art. We will experiment with traditional and contemporary waxing and dyeing techniques, and perhaps develop a few of our own!

5 Sessions, 4/18–5/16

Tuition: members \$135; non-members \$155

Materials Fee: \$40

851 NEW! Finding the Extraordinary in the Ordinary

Instructor: Ellen Denuto

Wednesdays, 6:30–9:30 PM

There is beauty surrounding us if we simply pause and take notice. Each fallen leaf, abandoned toy, or empty chair has a story waiting to be told. Learn to explore the everyday things and places in our lives. Students will be encouraged to think less and see more, shooting objects they are drawn to intuitively. Learn to see and understand light, how to expose for and capture it as it changes, and welcome serendipitous and unexpected mistakes. By the end, students will notice they have chosen subjects and captured photographs that come together as a cohesive body of work which begins to narrate and illustrate their story. Please bring a camera and a USB drive.

10 Sessions, 4/18–6/20

Tuition: members \$420; non-members \$450

Lab Fee: \$65

800 NEW! Beyond the Bezel: Stone Setting

Instructor: Elizabeth Tokoly

Fridays, 9:30 AM–12 PM

Stones are a great way to add color and dimension to your work, and there are design options for stone setting other than a bezel. This course will introduce students to different methods of stone setting including tube setting with stacking rings, channel wire setting, and two different techniques of flat back stone prong setting. For intermediate to advanced level students.

10 Sessions, 4/20–6/22

Tuition: members \$300; non-members \$330

Lab Fee: \$40

772 NEW! White Line Woodcut Printing

Instructor: Judy Mensch

Fridays, 12:30–3:30 PM

The white line woodcut technique was invented as a simplified alternative to Japanese ukiyo-e woodblock printing using only one woodblock instead of several, and watercolor paints to print with. Students will work on cutting the block, painting watercolors on the block, experimenting with different papers, and correct registration. Like monoprints, students will paint directly onto the block, printing each color multiple times to add opacity and/or transparency.

5 Sessions, 5/4–6/1

Tuition: members \$170; non-members \$185

Lab Fee: \$15

2018 Spring Break Art Camp

April 9–13, 2018; 10 AM–3 PM | Grades: K–5

The Visual Arts Center of New Jersey will run a five-day art camp during the week of spring break. Spend the week learning about art through a variety of media, including drawing, painting, collage, sculpture, and more. Each day students will create 2-3 projects. Students may sign up for a single day of camp or for the entire week. Campers will be grouped into two different age groups: Grades K-2 or 3-5. Children must bring a lunch and a snack.

Single Day(s): \$85/day; Full Week: \$380

Kids' Classic Camp is Back this Summer!

After a one-year hiatus, our classic camp is back by popular demand! This summer we're bringing back your favorite themes and high-quality projects. Kids will have the opportunity to explore painting, drawing, sculpture, and ceramics with our best teaching artists during a fun-filled week of art. These camps are for children entering grades K–5 and will be divided into grades K–1, 2–3, and 4–5.

Session 1: June 25–29
Summer Fun!

Session 5: July 30–August 3
Mini-Masters

Special Four-Day Camp:
July 2, 3, 5, 6 (single-day options available)
Art in America

Session 6: August 6–10
Storybook Art: Bringing Characters to Life

Session 2: July 9–13
Comics, Characters & Cartoons

Session 7: August 13–17
Comics, Characters & Cartoons

Session 3: July 16–20
Art Around the World

Session 8: August 20–24
Art Around the World

Session 4: July 23–27
Into the Wild: Animals & Wildlife Art

Session 9: August 27–31
Exploring the Art of Nature

Teen Camp

Don't forget, we also offer camp for teens entering grades 6–12. Each week gives middle and high school students an in-depth studio experience. Designed to empower teen artists by engaging their creativity and enhancing their skills, students are introduced to two forms of artistic expression each week in the fields of drawing, painting, ceramics, photography, fiber, and sculpture. Small class sizes, grouped by age and experience, enable our instructors to take a deep dive with the students so that they can build technique and grow their individual style. These camps will be divided into two groups: young teens and older teens.

Session 1: July 9–13
Functional Ceramics/Art Journaling & Drawing and Painting Techniques

Session 5: August 6–10
Intro to Webcomics & Sculpting with Fibers

Session 2: July 16–20
Fine Art Digital Photography & Abstract Exploration in Painting

Session 6: August 13–17
Sculptural Forms & 2-D Mixed Media

Session 3: July 23–27
Metal Sculpture & Printmaking Techniques

Session 7: August 20–24
Expressive Ceramics/Comic Book Illustrations & Figure Drawing

Session 4: July 30–August 3
Experimental Fashion & Jewelry Design

Session 8: August 27–31
Digital Arts & Traditional Animation

ADULT CLASSES & WORKSHOPS | AT-A-GLANCE

Classes for Adults: Descriptions on Pages 10–15

	MEDIUM	MONDAY	TUESDAY	WEDNESDAY
Morning: 9:30 AM–12 PM (unless otherwise noted)	Special Subjects	605 Experimenting with Art Truk, 10 AM–12:30 PM		
	Jewelry		617 Jewelry Sachs, 9:30 AM–12 PM	723 The Right Start: Jewelry Techniques Hurant, 9:30 AM–12 PM
	Sculpture			621 Sculpture Truk, 9:30 AM–12 PM
	Ceramics	655 New! Great Beginning: Ceramics Syak, 9:30 AM–12 PM 688 Large Forms on the Potter Wheel Zawacki, 9:30 AM–12 PM	689 Throwing with Lisette Bedoya Bedoya, 9:30 AM–12 pm	622 Wheel-Thrown Pottery Chang, 9:30 AM–12 PM
	Photography & Digital Media	690 Personal Digital Projects Polzo, 9 AM–11:30 PM	691 Personal Digital Projects Polzo, 9 AM–11:30 PM	
	Printmaking	696 NEW! Silkscreen Printing Intensive DiMarchi 9:30 AM–12 PM		
	Fiber		830 Bobbin Lacemaking Morris, 9:30 AM–12 PM	721 NEW! Contemporary Batik Resist Dyeing Lederman, 9:30 AM–12 PM 814 Introduction to Basketry Kehoe, 9:30 AM–12 PM
	Drawing & Painting	794 Creative Watercolor Techniques Catague, 9:30 AM–12 PM 714 Self-Expression Through Painting Langley, 9:30 AM–12 PM 603 Painting from A–Z 341 Sailer, 9:30 AM–12 PM	615 Independent Study in Painting Nathenson, 9:30 AM–12 PM 619 How to Draw for the Absolutely Terrified Starger, 9:30 AM–12 PM 805 Painting 101: Oils for Beginners Saenger, 9:30 AM–12 PM 616 Painting with Soft Pastels Canfield, 9:30 AM–12 PM	793 Creative Watercolor Techniques Catague, 9:30 AM–12 PM 775 NEW! Alla Prima: A Painting a Day Barkhorn, 9:30 AM–12 PM 713 Introduction to Abstract Painting Langley, 9:30 AM–12 PM
Afternoon: 12–6 PM (unless otherwise noted)	Jewelry	773 Classical Techniques in Jewelry Making Hurant, 12:30–3 PM		658 New! The Right Start & Beyond: Jewelry Techniques Hurant, 12:30–3 PM 629 Jewelry Wax Carving & Modeling Mullarkey, 3:30–6 PM
	Sculpture			801 NEW! Mixed Media Sculpture Truk, 12:30–3 PM
	Ceramics	712 Dynamics of Throwing Functional Pottery Bedoya, 12:30–3 PM 624 Magic in the Machines Syak 3:30–6 PM	683 Creative Explorations in Ceramics Chesek 12:30–3 PM	623 The Joy of Handbuilding Syak, 12:30–3 PM
	Photography & Digital Media	841 Finding Ourselves: An Introduction to Self-Portraiture Oswald 3:30–6 PM		
	Printmaking	698 NEW! Silkscreen Printing Intensive Guided Open Studio DiMarchi, 12:30–3 PM		785 Waterbased Silkscreen on Paper & Fabric Mensch 1–4 PM
	Fiber			
	Drawing & Painting	604 Exploring Color Sailer, 12:30–3 PM 795 Beyond the Basics: Watercolor Techniques Catague, 12:30–3 PM 790 Yes! Painting Made Easy Yavorski, 12:30–3 PM 611 Landscape Painting Larko 3:30–6 PM	777 The Basics: Foundation Skills for Artists Felber, 12:30–3 PM 620 How to Paint Like the Impressionists Starger, 12:30–3 PM 787 Put Some Life in Your Oil Landscapes TBD, 12:30–3 PM 817 Introduction to Encaustic Cantwell 4–6:30 PM	796 The Beautiful Art of Chinese Brush Painting Kung, 12:30–3 PM 788 The Power of Pastels: Make the Ordinary Extraordinary Greenberg, 12:30–3 PM 774 Refining Your Drawing Skills: Charcoal Studies Barkhorn 12:30–3 PM 627 Painting: Making Your Creative Mark Gianchiglia 12:30–3 PM
Evening: 6–9:30 PM (unless otherwise noted)	Special Subjects	673 Art Journaling Matthews, 6:30–9 PM		
	Jewelry	656 The Right Start: Jewelry Techniques Hurant, 6:30–9 PM	618 Jewelry Sachs, 7:30–10 PM	630 Jewelry Wax Carving & Modeling Mullarkey, 7–9:30 PM
	Sculpture			
	Ceramics	625 Cups to Casseroles: Exploring the Potter's Wheel & Beyond Syak, 7–9:30 PM	682 Pottery Wong Chesek, 7–9:30 PM	784 NEW! New Beginnings Wheel Throwing in the Japanese Style Lederman, 7–9:30 PM
	Photography & Digital Media	711 Personal Digital Projects Lester, 7–9:30 PM	875 The Art of Seeing Austen, 6:30–9 PM	851 NEW! Finding the Extraordinary in the Ordinary Denuto, 6:30–9:30 PM
	Printmaking		813 Relief Printmaking Techniques Epstein, 7–9:30 PM	
	Fiber		639 Tapestry Weaving Duffy, 7–9:30 PM	829 Fabric Art Zaretska, 6:30–9 PM
Drawing & Painting	612 Landscape Painting Larko, 6:30–9 PM 669 Yes! Drawing Made Easy Yavorski, 7–9:30 PM 614 The Right Start: Watercolor Painting Byk, 7–9:30 PM	837 NEW! Hand-Drawn Animation Baldesarri, 6:30–9:30 PM 818 Taking Encaustic to the Next Level Pressman, 7–9:30 PM 626 Drawing the Figure with Confidence Tidey, 7–9:30 PM	776 Drawing As a Foundation for Painting Felber, 6:30–9:30 PM 662 The Art of Portraiture Tidey, 7–9:30 PM	

THURSDAY	FRIDAY
657 The Right Start: Jewelry Techniques Hurant, 9:30 AM–12 PM	800 NEW! Beyond the Bezel: Stone Setting Tokoly, 9:30 AM–12 PM
687 Beginning/Intermediate Wheel Throwing Zawacki, 9:30 AM–12 PM	
807 NEW! Photo Editing in Adobe Lightroom Llewellyn, 9:30 AM–12 PM	
632 Exploring Etching in Color and Black & White Kumar, 9:30 AM–12 PM	
631 Handmade Paper Basics & Beyond 433 Shapiro/Layman, 9:30 AM–12 PM	
633 Mastering the Art of Colored Pencils Schiller 9:30 AM–12 PM 782 Fearless Drawing TBD, 9:30 AM–12 PM	798 Achieving the Magical Look In Landscapes Saenger 9:30 AM–12 PM
724 The Right Start: Jewelry Techniques Hurant, 12:30–3 PM	725 Basic Bling Tokoly, 12:30–3 PM
718 Small Scale Bronze Casting Wolf, 3:30–6 PM	
647 Ceramics for the Ultimate Beginner Bedoya, 12:30–3 PM	
822 Introduction to Digital Photography Blanchard 12:30–3 PM	
	772 NEW! White Line Woodcut Printing Mensch, 12:30–3:30 PM
806 Textile Design Llewellyn 12:30–3 PM	
797 The Beauty of Drawing: Charcoal & Beyond Sarkar, 12:30–3 PM 634 Watercolor Florals Read 12:30–3 PM 783 Watercolor: Pure & Simple TBD, 12:30–3 PM 635 Painting in Color & Light Gianchiglia, 12:30–3 PM 636 Watercolor Still Lifes Read, 3:30–6 PM	
722 Direct Carving—Stone and Wood Wolf, 6:30–9 PM	
646 Beginning/Intermediate Wheel Throwing Bedoya, 6–8:30 PM	686 Advanced Throwing Techniques Zawacki, 6–9 PM
823 NEW! Further Explorations in Photoshop Blanchard, 6:30–9 PM	
637 Monoprinting Livingston, 7–9:30 PM	
661 Everything I Know About Painting Saenger, 6:30–9 PM 638 Watercolor: The Next Level Byk, 7–9:30 PM	

Weekend Classes for Adults

SATURDAY
778 Ceramics for the Ultimate Potter Bedoya 2–5 PM

Workshops for Adults

WORKSHOPS	
Special Subjects	709 New! Handmade Books & Boxes DiMarchi, 10 AM–4 PM, April 22
Jewelry	840 New! Fused Loop in Loop Chaing Making Hurant 10 AM–4 PM, May 19 & 20 833 Lampworked Glass Beads Maddalena 10 AM–4 PM, June 2 & 3 847 New! Introduction to Precious Metal Clay Kucks, 10 AM–4 PM, June 2 & 3 848 New! Precious Metal Clay: The Next Step Kucks, 10 AM–4 PM, June 23 & 24
Ceramics	779 The Right Start: Wheel Throwing Bedoya, 10 AM–2 PM, April 22 & 29 780 Continuing on the Right Path: Wheel Throwing Bedoya. 10 AM–2 PM, May 6 & 13 719 New! Controlled Collapse & Stress Throwing Lederman, 10 AM–4 PM, May 20 781 Glazes Galore Bedoya. 10 AM–2 PM, June 3 720 New! Altering Slabs Into Sculptural Forms Lederman, 10 AM–4 PM, June 10 & 17
Photography & Digital Media	716 NEW! Lighting Patterns for Photographers Oswald, 10 AM–4 PM, April 29 824 High Dynamic Range (HDR) & Panorama Photography Blanchard, 10 AM–4 PM, May 6 717 NEW! Color vs. Black & White Photography Oswald, 10 AM–4 PM, May 20 849 NEW! Photo Business 101: The Photographer's Portfolio Oswald, 10 AM–4 PM, June 17 850 NEW! Finding the Extraordinary in the Ordinary Denuto, 10 AM–4 PM, June 17 825 NEW! Infrared Photography Blanchard, 10 AM–4 PM, June 10 876 Long Exposure Nature Photography Austin, 9:30 AM–3:30 PM, June 9
Printmaking	835 New! Introduction to Collagraphy Sarkar, 10 AM–4 PM, May 20 844 Linoleum Block Printmaking Maillard, 10 AM–4 PM, June 24
Fiber	827 Needle Felted Scarves Block Krol, 11 AM–4 PM, April 29 828 Introduction to Silk Painting Block Krol, 10 AM–4 PM, May 6 836 New! Needle Felted Landscapes Block Krol, 11 AM–4 PM, June 3 846 Shibori Resist Dyeing Eggleston, 11 AM–3 PM, June 10
Painting & Drawing	843 Linear Perspective Maillard, 10 AM–4 PM, April 22 834 New! Painting & Drawing with Oil Sticks Sarkar, 10 AM–4 PM, April 22 681 The Right Start: Drawing Gianchiglia, 10 AM–4 PM, April 29 792 New! Refining Your Drawing Skills Barkhorn, 10 AM–4 PM, May 6 838 Bob Ross Painting Saenger, 10 AM–4 PM, May 6 680 The Art of Colored Pencils Gianchiglia, 10 AM–4 PM, May 20 771 New! Alla Prima Floral Painting Deshpande, 10 AM–5 PM, June 3 791 Pet Portraits Barkhorn, 10 AM–4 PM, June 10 839 New! Everything I know About Painting Saenger, 10 AM–4 PM, June 10

ADULT CLASSES & WORKSHOP DESCRIPTIONS | 16+ Years Old

Ceramics



688 LARGE FORMS ON THE POTTER'S WHEEL Instructor: Barry Zawacki Mondays, 9:30 AM–12 PM

This advanced class is for students interested in creating large, complex forms on the wheel. Learn techniques for successfully throwing large forms such as bowls, platters, and vases. Please note: This class is limited to six students, so each will get maximum personal attention.

10 Sessions 4/16–6/25

No class 5/28

Tuition: members \$340; non-members \$370
Glazing/Firing Fee: \$50

655 NEW! GREAT BEGINNINGS: CERAMICS

Instructor: Peter Syak
Mondays, 9:30 AM–12 PM

Whether you are starting out or need a tune-up, this beginning ceramics class will have you creating fun and functional projects in no time. Learn how to make hand-built plates, nifty extruded vases, and even give the potter's wheel a spin. Experience the simple joy of making something wonderful with your own two hands. No previous ceramics experience necessary.

10 Sessions 4/16–6/25

No class 5/28

Tuition: members \$310; non-members \$340
Glazing/Firing Fee: \$50

712 DYNAMICS OF THROWING FUNCTIONAL POTTERY

Instructor: Lisette Bedoya
Mondays, 12:30–3 PM

This class is for those eager to experiment! Focus is on finishing techniques, expanding on simple forms, and using a variety of methods.

10 Sessions 4/16–6/25

No class 5/28

Tuition: members \$310; non-members \$340
Glazing/Firing Fee: \$50

624 MAGIC IN THE MACHINES: NEW PROJECTS WITH CERAMIC EQUIPMENT

Instructor: Peter Syak
Mondays, 3:30–6 PM

The ceramics studio has all sorts of great equipment, including extruders, a slab roller, and wheels. It also contains textures, gadgets, and hidden treasures just waiting to be discovered and become part of your designs. In this class, we will explore ways to utilize underappreciated studio assets to create both sculptural and functioning ceramic items. Along the way, we will seek out ways to develop your personal style and make our machines your friends. This class will give participants the opportunity to push clay and imagination to the limit as we create everything from perfume bottles and vases, to chalices and architectural features.

10 Sessions 4/16–6/25

No class 5/28

Tuition: members \$310; non-members \$340
Glazing/Firing Fee: \$50

625 CUPS TO CASSEROLES: EXPLORING THE POTTER'S WHEEL & BEYOND

Instructor: Peter Syak
Mondays, 7–9:30 PM

The potter's wheel is the foundational tool to create limitless vessels, not all of them round. Expand both your skills and

knowledge of forms while making a variety of thrown and hand-built objects. Explore creative techniques in finishing, decorating, and trimming. We cover glaze strategies and design approaches during both individual and group critiques.

10 Sessions 4/16–6/25

No class 5/28

Tuition: members \$310; non-members \$340
Glazing/Firing Fee: \$50

689 THROWING WITH LISETTE BEDOYA

Instructor: Lisette Bedoya
Tuesdays, 9:30 AM–12 PM

Concentrate on your throwing skills with one of the Art Center's most energetic instructors! Learn fundamentals such as centering, opening, and pulling the clay. Surface decoration and glazing will also be covered. Open to all levels.

10 Sessions 4/17–6/19

Tuition: members \$310; non-members \$340
Glazing/Firing Fee: \$50

683 CREATIVE EXPLORATIONS IN CERAMICS

Instructor: Carole Wong Chesek
Tuesdays, 12:30–3 PM

Improve your skills in handbuilding, wheel-throwing, glazing, and finishing projects. Open to all levels of experience, we focus on personal expression and growth. Learn about pottery from various cultures across time. You can also develop work in conjunction with other media.

10 Sessions 4/17–6/19

Tuition: members \$310; non-members \$340
Glazing/Firing Fee: \$50

682 POTTERY

Instructor: Carole Wong Chesek
Tuesdays, 7–9:30 PM

Create beautiful pottery. Roll up your sleeves and learn how to create with clay through instructor demonstrations and personalized attention. The focus of this class is handbuilding, but some instruction for wheel-throwing will be offered if requested. All levels welcome.

10 Sessions 4/17–6/19

Tuition: members \$310; non-members \$340
Glazing/Firing Fee: \$50

622 WHEEL-THROWN POTTERY

Instructor: Beatrice (Jao-O) Chang
Wednesdays, 9:30 AM–12 PM

Study fundamentals and forms of wheel-thrown pottery as you receive step-by-step instructions for both traditional and experimental processes. Discover new possibilities as you experiment with decorative elements such as surface pattern, texture, and glazing.

10 Sessions 4/18–6/20

Tuition: members \$310; non-members \$340
Glazing/Firing Fee: \$50

623 THE JOY OF HANDBUILDING

Instructor: Peter Syak
Wednesdays, 12:30–3 PM

Discover the joy and versatility in creating ceramic objects. You will explore various handbuilding techniques such as slab construction, slump molding, coil building, pinch forming, and tile making.

10 Sessions 4/18–6/20

Tuition: members \$310; non-members \$340
Glazing/Firing Fee: \$50

784 NEW! NEW BEGINNINGS: WHEEL-THROWING IN THE JAPANESE STYLE

Instructor: Vicki Lederman
Wednesdays, 7–9:30 PM

The Japanese approach to wheel-throwing is more methodical than the Western one.

From effortless wedging to efficient centering and opening; to raising the wall and shaping the form; to trimming leather-hard clay, students will experience an organic yet methodical approach to the potter's wheel and work in concert with clay's natural flow and movement. This course is perfect for beginners or previous throwers who have struggled with their throwing skills. Class size is limited to six so students can receive ample individual attention. Clay and tools are available to purchase at the Art Center.

5 Sessions 4/18–5/16

Tuition: members \$170; non-members \$185
Glazing/Firing Fee: \$25

687 BEGINNING/INTERMEDIATE WHEEL THROWING

Instructor: Barry Zawacki
Thursdays, 9:30 AM–12 PM

Enter the world of wheel-thrown pottery! Throw pottery on the wheel, trim, and apply surface decorating techniques. Create and finish beautiful vases, bowls and plates, including glazing techniques.

10 Sessions 4/19–6/21

Tuition: members \$310–non-members \$340
Glazing/Firing Fee: \$50

647 CERAMICS FOR THE ULTIMATE BEGINNER

Instructor: Lisette Bedoya
Thursdays, 12:30 PM–3 PM

Join the fun-filled world of wheel-thrown ceramics in this stress-free class! Learn about and work with various clays and experiment with all glazing and decorating techniques available at the Art Center.

10 Sessions 4/19–6/21

Tuition: members \$310; non-members \$340
Glazing/Firing Fee: \$50

646 BEGINNING/INTERMEDIATE WHEEL THROWING

Instructor: Lisette Bedoya
Thursdays, 6–8:30 PM

Enter the world of wheel-thrown pottery! Throw pottery on the wheel, trim, and apply surface decorating techniques. Learn how to create and finish beautiful vases, bowls, and plates, including glazing techniques.

10 Sessions 4/19–6/21

Tuition: members \$310; non-members \$340
Glazing/Firing Fee: \$50

686 ADVANCED THROWING TECHNIQUES

Instructor: Barry Zawacki
Fridays, 6–9 PM

Master potter Barry Zawacki will teach advanced techniques on the potter's wheel in making large, thin-walled forms, dry-throwing, extended throwing, and stacking to create complex forms. This special three-hour class provides students with more studio time to work. For students who have taken three or more throwing classes or equivalent.

10 Sessions 4/20–6/22

Tuition: members \$360; non-members \$390
Glazing/Firing Fee: \$60

778 CERAMICS FOR THE ULTIMATE POTTER

Instructor: Lisette Bedoya
Saturdays, 2–5 PM

Continue your growth as a ceramic artist. We will fine-tune our wheel-throwing skills by mastering wall thickness, pottery design, and function. Explore different surface and finishing techniques. For intermediate to advanced students.

8 Sessions 4/21–6/16

No class on 5/26

Tuition: members \$310; non-members \$340
Glazing/Firing Fee: \$50

Digital Media



PERSONAL DIGITAL PROJECTS

690 Instructor: Donald Polzo,
Mondays, 9–11:30 AM

711 Instructor: Peter Lester,
Mondays, 7–9:30 PM

691 Instructor: Donald Polzo,
Tuesdays, 9–11:30 AM

Refine your skills and work on your personal digital media project in this supportive class. Use Apple iLife®, Adobe Photoshop®, Adobe Lightroom®, and fine art printers (this class is not a print lab). Materials will be discussed the first day of class; bring a USB drive and digital card reader. Prerequisite: basic computer and Photoshop® skills or faculty review.

690 & 711: 10 Sessions 4/16–6/25

No class 5/28

691: 10 Sessions 4/17–6/19

Tuition: members \$420; non-members \$450
Lab fee: \$65

841 FINDING OURSELVES: AN INTRODUCTION TO SELF-PORTRAITURE

Instructor: Alina Oswald
Mondays, 3:30–6 PM

This course introduces students to portraiture and self-portraiture, giving them the opportunity not only to learn about photographing people in both studio settings and with location lighting, but also to discover themselves as people and photographers. Self-portraiture makes us better visual artists and photographers. It allows us to be comfortable both behind and in front of the camera, and thus, to see the world from both sides. Switching places helps us better understand our models, letting us capture them in a more powerful way.

10 Sessions 4/16–6/25

No class 5/28

Tuition: members \$350; non-members \$380
Lab Fee: \$55, Model Fee: \$35

875 THE ART OF SEEING

Instructor: Danielle Austen
Tuesdays, 6:30–9 PM

Push your photographic creativity to a new level! By taking an in-depth look at your surroundings through light, perspective, design, and mood, you will discover a new viewpoint and get more from your creative experience. The goal is to improve your photographic vision by helping you learn to observe, imagine, and express. Each week will focus on one of these elements, along with discussions on composition, different photographic techniques, and understanding the camera as a creative tool. Homework exercises will be given on the week's topic to present to the class for discussion. Please bring camera (DSLR or Point-n-Shoot) and a USB drive.

10 Sessions 4/17–6/19

Tuition: members \$350; non-members \$380
Lab Fee: \$55

851 NEW! FINDING THE EXTRAORDINARY IN THE ORDINARY

Instructor: Ellen Denuto
Wednesdays, 6:30–9:30 PM

There is beauty surrounding us if we simply pause and take notice. Each fallen leaf, abandoned toy, or empty chair has a story waiting to be told. Learn to explore the everyday things and places in our

lives. Students will be encouraged to think less and see more, shooting objects they are drawn to intuitively. Learn to see and understand light, how to expose for and capture it as it changes, and welcome serendipitous and unexpected mistakes. By the end, students will notice they have chosen subjects and captured photographs that come together as a cohesive body of work which begins to narrate and illustrate their story. Please bring a camera and a USB drive.

10 Sessions 4/18–6/20

**Tuition: members \$420; non-members \$450
Lab Fee: \$65**

807 NEW! PHOTO EDITING IN ADOBE LIGHTROOM

Instructor: Christine Llewellyn

Thursdays, 9:30 AM–12 PM

Many people today have digital SLR cameras capable of taking beautiful and detailed photos, but are not aware of how much better their images could look if they utilized a photo-editing program such as Adobe Lightroom. Over the course of this class, students use their own photographs to learn the basics of how to take their images to the next level by using the tools available in Lightroom. By the last class students will be able to walk away with a collection of refined and perfected photos.

7 Sessions, 4/19–5/31

**Tuition: members \$235; non-members \$265
Lab Fee: \$35**

822 INTRODUCTION TO DIGITAL PHOTOGRAPHY

Instructor: Bill Blanchard

Thursdays, 12:30–3 PM

Understand the nuts and bolts of digital photography in this informative class. Learn about your DSLR camera system by deciphering camera operation, creative concepts, and printing with hands-on instruction. Bring your digital camera and manual and tripod, if possible, to the first class; additional materials will be discussed.

10 Sessions, 4/26–6/28

**Tuition: members \$350; non-members \$380
Lab Fee: \$55**

823 NEW! FURTHER EXPLORATIONS IN PHOTOSHOP

Instructor: Bill Blanchard

Thursdays, 6:30–9 PM

Take your prior experience in Photoshop® to new creative levels. Learn advanced brush, selection, retouching, type face, and compositing. Complex techniques using curves, masking, selections, channels, and specialized layer blending will be covered. Through critiques and discussion, students will evaluate their own creative work flow. Materials will be discussed the first day; please bring a USB drive and a notebook for the first class.

10 Sessions, 4/26–7/5

No class 5/17

**Tuition: members \$350; non-members \$380
Lab Fee: \$55**

- All classes are 10 sessions unless otherwise noted.
- Materials lists will be online or provided by your instructor in class.
- Materials are included unless fees are noted.
- Fees also cover maintaining the spaces themselves.

Fiber



830 BOBBIN LACEMAKING

Instructor: Patricia Morris

Tuesdays, 9:30 AM–12 PM

Ever look at handmade lace and wondered how it was made? This course is the perfect introduction to the beautiful and fascinating art of bobbin lacemaking. We will start with the basics. Using bobbins and linen or cotton thread on a bobbin lace pillow, you will be able to construct a finished bookmark or small motif. Instruction is individualized.

10 Sessions, 4/17–6/19

**Tuition: members \$280; non-members \$310
Materials Fee: \$50**

639 TAPESTRY WEAVING

Instructor: Megan Duffy

Tuesdays, 7–9:30 PM

Learn the basics of tapestry weaving and then explore more advanced techniques and flourishes. Learn to set up a frame loom, then practice weaving different shapes and patterns. After picking up these tapestry basics, apply what you've learned to create your own final work of fiber art.

10 Sessions 4/17–6/19

**Tuition: members \$280; non-members \$310
Materials Fee: \$40**

814 INTRODUCTION TO BASKETRY

Instructor: Sandra Kehoe

Wednesdays, 9:30 AM–12 PM

Come explore the history and techniques of basketry. We will cover the different types of materials, tools, and skills used to create beautiful and functional pieces. Each student will complete three baskets in rattan reed in the plaited, spoke, and rib styles. Please bring basketry or garden shears.

10 Sessions, 4/18–6/20

**Tuition: members \$280; non-members \$310
Materials Fee: \$50**

721 NEW! CONTEMPORARY BATIK RESIST DYEING

Instructor: Vicki Lederman

Wednesdays, 9:30 AM–12 PM

Come learn the ancient art of batik resist dyeing and add a contemporary twist! Apply molten wax to selected areas of fabric to repel dye, while the remaining areas to take on color. By using a slightly brittle wax, waxed areas will crackle and allow dye to penetrate, creating beautiful patterns. The wax and dyeing process can be repeated multiple times to add more colors, and create elaborate and colorful designs. After the final dye application, the wax is removed and the fabric can then be made into clothing, home textiles, or wall art. We will experiment with traditional and contemporary waxing and dyeing techniques, and perhaps develop a few of our own!

5 Sessions, 4/18–5/16

**Tuition: members \$135; non-members \$155
Materials Fee: \$40**

829 FABRIC ART

Instructor: Traci Zaretska

Wednesdays, 6:30–9 PM

Want to work with fabric, but don't want to sew? No problem! Fabric can be used for much more than just sewing. In this course, you will learn about quilts, landscapes, and still lifes, as well as basic art principles such as composition and pattern, and even art history. Students will create nine fabric collages, no sewing required.

10 Sessions, 4/18–6/20

**Tuition: members \$280; non-members \$310
Materials Fee: \$40**

631 HANDMADE PAPER BASICS & BEYOND

Instructors: Lois Shapiro & Lynn Layman

Thursdays, 9:30 AM–12 PM

Form fibers into textural art as you explore handmade paper and learn about its many applications—from creating single sheets, to assembling books, and building sculptures. No experience necessary.

10 Sessions 4/19–6/21

**Tuition: members \$280; non-members \$310
Materials Fee: \$45**

806 TEXTILE DESIGN

Instructor: Christine Llewellyn

Thursdays, 12:30–3 PM

This course will teach you the basics of developing a unified textile design collection by experimenting with different mediums and mark-making techniques. Students will learn how to gather inspirations, sketch patterns, digitize and edit these sketches, and create repeat patterns that can then be printed seamlessly. By the end of this course, students will have three different, but coordinating patterns.

7 Sessions, 4/19–5/31

**Tuition: members \$200; non-members \$230
Lab Fee: \$30**

Jewelry



773 CLASSICAL TECHNIQUES IN JEWELRY MAKING

Instructor: Jill Hurant

Mondays 12:30–3 PM

Explore ancient Greek and Roman jewelry-making methods. Learn classic loop-in-loop chains and meshes that are fused, not soldered. Fabricate ancient style rings and necklaces. Students will have the option of using either 22k gold or fine silver.

10 Sessions, 4/16–6/25

No class on 5/28

**Tuition: members \$300; non-members \$330
Lab Fee: \$40**

THE RIGHT START: JEWELRY TECHNIQUES

Instructor: Jill Hurant

656: Mondays, 6:30 PM–9 PM, 4/16–6/25

723: Wednesdays, 9:30 AM–12 PM, 4/18–6/20

657: Thursdays, 9:30 AM–12 PM, 4/19–6/21

724: Thursdays, 12:30–3 PM, 4/19–6/21

Bring creativity and concentration to metalworking! Beginners learn the basics and intermediate students will learn new techniques.

No class on 5/28

**Tuition: members \$300; non-members \$330
Lab Fee: \$40**

JEWELRY

Instructor: Sue Sachs

617: Tuesdays, 9:30 AM–12 PM

618: Tuesdays, 7:30–10 PM

Make the most of metal by turning silver, copper, or brass into a unique piece of jewelry. Learn metalworking with demonstrations and skill-based instruction.

10 Sessions 4/17–6/19

**Tuition: members \$300; non-members \$330
Lab Fee: \$40**

JEWELRY WAX CARVING

Instructor: Jeannette Mullarkey

629 Wednesdays, 3:30–6 PM

630 Wednesdays, 7–9:30 PM

All levels can create a jewelry design of their choosing in this class, which features personalized instruction. This course covers jewelry design with an emphasis on wax carving and construction and takes you from concept to completion. Once your wax model

is finished it will be cast into metal such as silver, brass, copper, or gold. Students may also mold their work to create multiples. Wax allows the creation of very fluid, intricate, and sculpturally exciting work. Depending on the design, your piece will be finished by soldering, polishing, and stone setting.

629 & 630: 10 Sessions 4/18–6/20

**Tuition: members \$340; non-members \$370
Materials/Lab Fee: \$20**

658 NEW! THE RIGHT START & BEYOND: JEWELRY TECHNIQUES

Instructor: Jill Hurant

Wednesdays, 12:30–3 PM

Bring creativity and concentration to metalworking! Beginners will be shown the basics and intermediate students will learn new techniques. An introduction to working with gold will be available for those interested.

10 Sessions 4/19–6/21

**Tuition: members \$300; non-members \$330
Lab Fee: \$40**

800 NEW! BEYOND THE BEZEL: STONE SETTING

Instructor: Elizabeth Tokoly

Fridays, 9:30 AM–12 PM

Stones are a great way to add color and dimension to your work, and there are design options for stone setting other than a bezel. This course will introduce students to different methods of stone setting including tube setting with stacking rings, channel wire setting, and two different techniques of flat back stone prong setting. For intermediate to advanced level students.

10 Sessions, 4/20–6/22

**Tuition: members \$300; non-members \$330
Lab Fee: \$40**

725 BASIC BLING

Instructor: Elizabeth Tokoly

Fridays, 12:30–3 PM

This course will introduce you to everything you need to know as a beginning jeweler. Students will be familiarized with the tools and techniques of jewelry making and metalsmithing. We will discuss and perform techniques, such as piercing and sawing, soldering, surface embellishment with hammers, chasing, etching, cold connections, forging, and more. Students will create designs based on the techniques they have learned, and discuss creating a small collection.

10 Sessions, 4/20–6/22

**Tuition: members \$300; non-members \$330
Lab Fee: \$40**

Painting & Drawing



603 PAINTING FROM A-Z

Instructor: Kit Sailer

Mondays, 9:30 AM–12 PM

This general painting class places the emphasis on oil painting, but you may work in the medium of your choice. Each class we begin with a short talk or demonstration covering multiple topics. Explore your inspiration and discover your vision.

10 Sessions 4/16–6/25

No class 5/28

Tuition: members \$260; non-members \$290

714 SELF-EXPRESSION THROUGH PAINTING

Instructor: Matthew Langley

Mondays, 9:30 AM–12 PM

Express yourself! This comprehensive class embraces all personal styles—figurative, expressionistic, or abstract. We will focus on oil and acrylic, but you are welcome to use mixed-media, other tools, and other media. The goal of this class is to have

you create the best possible piece of art you can, and to express what you have envisioned as closely as possible. It is a “no rules” class relying on the laws of shape, color, and intuition where you will work on individual projects at your own pace. Individual instruction and class discussion create a warm and supportive atmosphere.
10 Sessions 4/16–6/25
No class on 5/28
Tuition: members \$260; non-members \$290

794 & 793 CREATIVE WATERCOLOR TECHNIQUES

Instructor: Fernando Catague
794: Mondays, 9:30 AM–12 PM;
10 Sessions 4/16–6/25
No class on 5/28
793: Wednesdays, 9:30 AM–12 PM;
10 Sessions 4/18–6/20

Paint with watercolors as you learn basic watercolor techniques, composition, elements of design, and both traditional and non-traditional approaches to the medium. Explore subjects such as landscape and still life imagery.
Tuition: members \$260; non-members \$290

604 EXPLORING COLOR

Instructor: Kit Sailer
Mondays, 12:30–3 PM
Explore color theory, mixing, layering, usage, and more through demonstrations, exercises, and free paint sessions with the medium of your choice. Get a better understanding of color by experimenting and building upon new concepts to develop as an artist. This class is perfect for beginners as well as experienced painters.
10 Sessions 4/16–6/25
No class 5/28
Tuition: members \$260, non-members \$290

795 BEYOND THE BASICS: WATERCOLOR TECHNIQUES

Instructor: Fernando Catague
Mondays, 12:30–3 PM
Paint with watercolor as a transparent medium. Use basic techniques to explore the possibilities of varied textural effects. Demonstrations are provided to illuminate the principles behind transparent watercolor painting. We use the play of tonal values to explore forms and atmospheric perspective.
10 Sessions 4/16–6/25
No class on 5/28
Tuition: members \$260; non-members \$290

790 YES! OIL PAINTING MADE EASY

Instructor: Stephen Yavorski
Mondays, 12:30–3 PM
Do you struggle to “see” value and structure when you paint? Learn how to develop your eye for basic shapes and forms and how to render them in two-dimensional space in this class. Students will receive personal attention in overcoming their individual hurdles. Topics covered include gaining control of oils as a medium, creating strong compositions, breaking down a subject into basic shapes, and understanding value and linear structures. As students progress, it will become easier and easier for them to execute their ideas into paintings.
10 Sessions 4/16–6/25
No class on 5/28
Tuition: members \$260; non-members \$290

LANDSCAPE PAINTING

Instructor: Valeri Larko
611 Mondays, 3:30–6 PM
612 Mondays, 6:30–9 PM
Learn the basics of creating a successful landscape painting through instruction on color, composition, light and shadow, paint application, and different atmospheric effects. We use oil paint and oil pastel but all media are welcome. Receive individual attention: This class is suitable for both

beginners and advanced painters!
611 & 612: 10 Sessions 4/16–6/25
No class 5/28
Tuition: members \$270; non-members \$300

669 YES! DRAWING MADE EASY

Instructor: Stephen Yavorski
Mondays, 7–9:30 PM
Build confidence in your drawing skills! Learn how to take what you see in our 3D world and successfully translate it to a flat paper surface through clear instruction on the principles of drawing. If you feel ready to take your work to the next level, you may develop your drawings into paintings.
10 Sessions 4/16–6/25
No class 5/28
Tuition: members \$260; non-members \$290

614 THE RIGHT START: WATERCOLOR PAINTING

Instructor: Cecily Byk
Mondays, 7–9:30 PM
Explore watercolors through demonstration and individual instruction and develop and build upon your own unique style while having fun. No matter your current level of skill, you will learn new watercolor techniques by working from a variety of inspirational materials to create beautiful finished paintings. Paint with confidence and control in this exciting medium.
10 Sessions 4/16–6/25
No class 5/28
Tuition: members \$260; non-members \$290

616 PAINTING WITH SOFT PASTELS

Instructor: Sarah Canfield
Tuesdays, 9:30 AM–12 PM
Pastel is a seamless and versatile way to transition from drawing into painting. Explore the working methods and possibilities of soft pastel with techniques such as layered color mixing, scumbling, and blending. Gain a solid foundation of composition, color, and value through exercises using still life, portraiture, and landscape. Experimentation is encouraged! During the second half of the class, we will work on personal projects with individual feedback and constructive group critiques.
10 Sessions 4/17–6/19
Tuition: members \$260; non-members \$290
Model Fee: \$35

615 INDEPENDENT STUDY IN PAINTING

Instructor: Howard Nathenson
Tuesdays, 9:30 AM–12 PM
Advance your painting techniques while being guided by individual suggestions and constructive critiques. You must be proficient in the medium you choose, such as oil, acrylic, pastel, or watercolor, and work from your own reference materials. Please bring original photos and sketches only. Do not copy other artists’ paintings or use copyright-protected photos as reference.
10 Sessions 4/17–6/19
Tuition: members \$260; non-members \$290

805 PAINTING 101: OILS FOR BEGINNERS

Instructor: Mark Saenger
Tuesdays, 9:30 AM–12 PM
Get started with oil paints in this fun and informative class where you will learn fundamentals and techniques while working from photo references. Learn basic color mixing, drawing tricks, underpainting, and other principles to create light-filled landscapes and more.
10 Sessions 4/17–6/19
Tuition: members \$260; non-members \$290
Materials Fee: \$35

619 HOW TO DRAW FOR THE ABSOLUTELY TERRIFIED

Instructor: Victoria Starger
Tuesdays, 9:30 AM–12 PM
Build and refine basic drawing skills and gain self-confidence as you develop powers of observation, learning at your own pace in this structured class. Explore a broad range of drawing materials while defining your individual style.
10 Sessions 4/17–6/19
Tuition: members \$260; non-members \$290

620 HOW TO PAINT LIKE THE IMPRESSIONISTS

Instructor: Victoria Starger
Tuesdays, 12:30–3 PM
Learn to paint with the same palette of colors and brush strokes as the impressionists. Paint sunflowers, bowls of fruit, drapery, and still lifes in class, as well as starry nights, snowy streets, rivers, hills, and mountains. Recreate luminous portraits and figures from the Impressionist period. Explore how colors are used for atmospheric effect and amazing light.
10 Sessions 4/17–6/19
Tuition: members \$260; non-members \$290

777 THE BASICS: FOUNDATION SKILLS FOR ARTISTS

Instructor: Laurie Felber
Tuesdays, 12:30–3 PM
Learn the basic elements of design for creating successful works of art. This course will cover essentials such as shape, form, color, and composition. Using famous works from art history as a guide, explore symbolism, pattern, perspective, and portraiture. Students will be introduced to concepts in weekly exercises, and as confidence is gained, will go on to create their own final project.
10 Sessions 4/17–6/19
Tuition: members \$260; non-members \$290

787 PUT SOME LIFE IN YOUR OIL LANDSCAPES

Tuesdays, 12:30–3 PM
Instructor: TBD
Working in oils, learn how to add life to your landscapes with figures and animals. Whether painting a rural landscape with cows and horses, or a busy city street with cars and figures, this class will show how to add movement and energy with life forms. Demonstrations will be done in each class from the instructor’s reference materials. Students are encouraged to bring in their own references to work from based on the subject matter described in each week of the syllabus.
10 Sessions 4/17–6/19
Tuition: members \$260; non-members \$290

817 INTRODUCTION TO ENCAUSTIC

Tuesdays, 4–6:30 PM
Instructor: Kathy Cantwell
Encaustic is the art of painting with molten beeswax combined with colored pigments and resin. The results are like no other medium—mysterious, deep, and translucent. Gain fundamental knowledge of working with encaustics while receiving hands-on time for personal exploration. Informal critiques and discussions are encouraged so students can take risks, let go of preconceived ideas, and most of all, have fun with this beautiful and versatile medium. Some materials supplied.
8 Sessions 4/17–6/19
No class on 4/24 & 6/5
Tuition: members \$210; non-members \$240
Materials Fee: \$115

837 NEW! HAND-DRAWN ANIMATION

Instructor: James Baldessari
Tuesdays, 6:30–9:30 PM
Use your drawing skills to make your art move! Learn the techniques of traditional hand-drawn animation, and about its 100+ year history. Each class will include a piece

of classic animation as an example of the concepts you will learn. Start with classic exercises, such as a bouncing ball, and work your way to your own personal piece of hand-drawn animation.
10 Sessions 4/17–6/19
Tuition: members \$320; non-members \$350
Materials Fee: \$35

818 TAKING ENCAUSTIC TO THE NEXT LEVEL

Instructor: Lisa Pressman
Tuesdays, 7–9:30 PM
Comfortable working with wax? Go beyond basic painting and fusing skills in this intermediate class. Develop a personal approach to encaustic through practice and informal critiques in a class geared to your individual needs. Some materials provided.
8 Sessions 4/17–6/19
No class on 4/24 & 6/5
Tuition: members \$210; non-members \$240
Materials Fee: \$115

626 DRAWING THE FIGURE WITH CONFIDENCE

Instructor: Joel Tidey
Tuesdays, 7–9:30 PM
Figure it out! Learn to simplify the complex nature of drawing the human form by getting familiar with basic anatomy to better understand the figure. Because our poses are short, you will be able to focus on how to initiate a figure drawing through basic structuring. Repetition and practice are key elements in expressing yourself with confidence. Please note: This class uses both female and male life (nude) models. Students under 18 years of age must have written permission from a parent or guardian to participate. Please contact studioschool@artcenternj.org for more information.
10 Sessions 4/17–6/19
Tuition: members \$260; non-members \$290
Model Fee: \$65

713 INTRODUCTION TO ABSTRACT PAINTING

Instructor: Matthew Langley
Wednesdays, 9:30 AM–12 PM
A painting doesn’t need to be realistic to be outstanding. Discover your voice as a painter as you explore non-representational painting techniques to express your visual ideas. Abstract painting is no different than painting from life. You will learn the structure of making images including format, composition, rhythm, color, surface, and texture. A wide variety of painting styles and approaches will be addressed.
10 Sessions 4/18–6/20
Tuition: members \$260, non-members \$290

- All classes are 10 sessions unless otherwise noted.
- Materials lists will be online or provided by your instructor in class.
- Materials are included unless fees are noted.
- Fees also cover maintaining the spaces themselves.

775 NEW! ALLA PRIMA: A PAINTING A DAY

Instructor: Philla Barkhorn
Wednesdays, 9:30 AM–12 PM
The goal of this course is to learn how to paint directly using larger brushes on small surfaces. Students will have the freedom to try out a multitude of ideas utilizing *alla prima* methods on small scale canvases. This course is perfect for students who want to loosen up their style and be able to effectively capture the essence of a subject without overworking the image.
10 Sessions starting 4/18–6/20
Tuition: members \$260; non-members \$290

774 REFINING YOUR DRAWING SKILLS: CHARCOAL STUDIES

Instructor: Philla Barkhorn

Wednesdays, 12:30–3 PM

Improve your drawing skills and elevate your ability to express yourself artistically. This course starts with multiple small charcoal still-life studies and portraits from photos. These exercises help students learn about composition and lighting, and gain mastery of line, shape, and value. Students will finish the course by creating a self-portrait (instructor will light and photograph students for reference) as a finished piece.

10 Sessions starting 4/18–6/20

Tuition: members \$260; non-members \$290

796 THE BEAUTIFUL ART OF CHINESE BRUSH PAINTING

Instructor: Diana Hsu Kung

Wednesdays, 12:30–3 PM

Intrigued by Chinese brush painting? Learn to use simple brush strokes to create vivid images of flowers, birds, fish, bamboo, and more while also practicing how to incorporate texture and unique wash techniques essential for landscape painting. Individual attention is given to students of all levels.

10 Sessions 4/18–6/20

Tuition: members \$260; non-members \$290

627 PAINTING: MAKING YOUR CREATIVE MARK

Instructor: Andrea Gianchiglia

Wednesdays, 12:30–3 PM

Whether you are an experienced painter or looking to brush up on your skills, this class is perfect for exploring new styles, techniques, and furthering your artistic creativity. Demonstrations in various media such as oils, pastels, acrylics, watercolor, and others will be given throughout the session. Every week a new technique or idea will be discussed and shown to expose students to new ways of tackling painting within their own practice. No matter what your style or medium, all artists will get exposure and inspiration throughout the course while picking up useful tips to experiment with along their painting journey.

10 Sessions 4/18–6/20

Tuition: members \$260; non-members \$290

788 THE POWER OF PASTELS: MAKE THE ORDINARY EXTRAORDINARY

Jeri Greenberg

Wednesdays, 12:30–3 PM

Explore the potential of pastels to bring things to life. Through weekly demonstrations, students will learn about color, composition, value, and creating interest in a pastel still-life painting. Pastel materials will also be discussed—different kinds of pastel and papers can make or break a good painting. Topics such as underpainting, colored and sanded papers, and ways to experiment will also be covered. Students will work from still lifes provided in class each week.

10 Sessions 4/18–6/20

Tuition: members \$260; non-members \$290

776 DRAWING AS A FOUNDATION FOR PAINTING

Instructor: Laurie Felber

Wednesdays, 6:30–9:30 PM

A solid foundation in drawing skills is critical for painting. This course is designed to help you understand shapes, light, and proportion, so that you can work in a fluent, powerful style. Students will learn to see things in the right sequence—from general to complex—and establish their technical priorities as a future painter.

10 Sessions 4/18–6/20

Tuition: members \$300; non-members \$330
Model Fee: \$35

662 THE ART OF PORTRAITURE

Instructor: Joel Tidey

Wednesdays, 7–9:30 PM

Examine the art of portraiture by drawing from a life model and/or photograph. Study key elements through a logical and informative approach by watching demonstrations and receiving individual instruction. Instruction begins with graphite and then progress to your medium of choice.

10 Sessions 4/18–6/20

Tuition: members \$260; non-members \$290
Model Fee: \$65

633 MASTERING THE ART OF COLORED PENCILS

Instructor: Doug Schiller

Thursdays, 9:30 AM–12 PM

Pick up a pencil! Using colored pencils, you will discover drawing principles and applications such as cross-hatching, shading, and using washes and solvents. We cover principles of light and shadow, perspective, form, and composition as you draw from photographic references, still lifes, and your own subject matter.

10 Sessions 4/19–6/21

Tuition: members \$260; non-members \$290

782 FEARLESS DRAWING

Instructor: TBD

Thursdays, 9:30 AM–12 PM

Develop your drawing skills and boost confidence as you explore different concepts and media. Study form, value, proportion, perspective, and surface texture working from still lifes provided by the instructor and, for two weeks, from a model. This will enable you to explore figure and portrait drawing. Demonstrations occur in each class; some weeks using charcoal, and others, watercolor and ink. All levels welcome. Materials fee covers the cost of models. All other supplies must be provided by the student.

10 Sessions 4/19–6/21

Tuition: members \$260; non-members \$290
Model Fee: \$35

783 WATERCOLOR: PURE & SIMPLE

Instructor: TBD

Thursdays, 12:30–3 PM

Create loose, expressive watercolor works based on weekly demonstrations which focus on specific concepts. Work from your own original reference photos and/or sketches, or from a demo exercise from a reference provided by the instructor.

10 Sessions 4/19–6/21

Tuition: members \$260; non-members \$290

634 WATERCOLOR FLORALS

Donna Read

Thursdays, 12:30–3 PM

Would you like to learn the skills necessary to create a floral painting? We start with demos of techniques working wet-in-wet. Learn to mix and apply paint to achieve a luminous look. The painting comes together by experimenting with backgrounds as you develop your own style.

10 Sessions 4/19–6/21

Tuition: members \$260; non-members \$290

635 PAINTING IN COLOR & LIGHT

Instructor: Andrea Gianchiglia

Thursdays, 12:30–3 PM

Add color to your canvas with instruction on achieving correct color, value, texture, temperature, soft and hard edges, atmospheric perspective, and much more. Demonstrations and topics enhance this fun and relaxed class where you choose to work from either a still life or reference photo. All colored media welcome.

10 Sessions 4/19–6/21

Tuition: members \$260; non-members \$290

797 THE BEAUTY OF DRAWING: CHARCOAL & BEYOND

Instructor: Sajal Sarkar

Thursdays, 12:30–3 PM

Learn diverse techniques of drawing and their applications to create fabulous works of art. Explore materials such as charcoal, graphite, and pen and ink on different surfaces for various effects. Emphasis will be on students developing an understanding of drawing techniques and engaging in the thought process for creating powerful finished drawings.

10 Sessions 4/19–6/21

Tuition: members \$260; non-members \$290

636 WATERCOLOR STILL LIFES

Instructor: Donna Read

Thursdays, 3:30–6 PM

Do you have a basic knowledge of watercolor and want to learn to create a more realistic look painting still lifes? Learn to control the paint through practice and instruction. Using a color wheel, learn how to choose the right colors to achieve luminous glazes and avoid muddy watercolors.

10 Sessions 4/19–6/21

Tuition: members \$260; non-members \$290

638 WATERCOLOR: THE NEXT LEVEL

Cecily Byk

Thursdays 7–9:30 PM

This course is for students looking to expand and hone their techniques. The focus will be on next-level skills for independent projects. Students who would like to move past beginner levels of watercolor will learn how to take their individual concepts to reach new goals.

10 Sessions 4/19–6/21

Tuition: members \$260; non-members \$290

661 EVERYTHING I KNOW ABOUT PAINTING

Instructor: Mark Saenger

Thursdays, 6:30–9 PM

Dive into painting in this informative class where you will learn fundamentals and work from landscape photos or still life set ups. Through engaging lectures and demonstrations, learn about value, drawing, atmosphere, color mixing, composition, and creating dynamic light effects. Gain confidence with skills acquired in this class. All levels welcome. All media welcome.

10 Sessions 4/19–6/21

Tuition: members \$260; non-members \$290

798 ACHIEVING THE MAGICAL LOOK IN LANDSCAPES

Instructor: Mark Saenger

Fridays, 9:30 AM–12 PM

Paint luminous landscapes! With engaging lectures and demonstrations on value, drawing, atmosphere, color mixing, composition, and creating dynamic light effects, learn how to turn simple landscape photographs into luminous landscape paintings. You can create a magical, light-filled landscape on canvas with the skills you will acquire in this class. All levels welcome. All media welcome.

10 Sessions 4/20–6/22

Tuition: members \$260; non-members \$290

Printmaking



696 NEW! SILKSCREEN PRINTING INTENSIVE

Instructor: David DiMarchi

Mondays, 9:30 AM–12 PM

This course approaches silk screening printing as a medium of artistic expression, concentrating on techniques and

experimentation. All basic screen printing techniques will be covered, from image-making, to screen and material preparation, to the use of silk screening printing as a creative outlet, including monoprinting and edition printing. Artists will develop a suite of prints while exploring the ins-and-outs of the rich world of silk screening printing. Beginners welcome! Some materials provided.

10 Sessions 4/16–6/25

No class on 5/28

Tuition: members \$280; non-members \$310
Lab Fee: \$55

698 NEW! SILKSCREEN PRINTING INTENSIVE: GUIDED OPEN STUDIO

Instructor: David DiMarchi

Mondays, 12:30–3:30 PM

Artists enrolled in current or past Silk Screen Printmaking courses are invited to register for this Guided Open Studio. Use this additional session to further your practice, continue working on print suites you haven't yet finished, and dive deeper into techniques under the guidance of the instructor! New techniques will not be taught, but exploration is encouraged and technical assistance will be available. Some materials provided.

10 Sessions 4/16–6/25

No class on 5/28

Tuition: members \$340; non-members \$370
Lab Fee: \$55

813 RELIEF PRINTMAKING TECHNIQUES

Tuesdays, 7–9:30 PM

Instructor: Andrea Epstein

Explore a variety of relief printmaking methods such as linoleum block carving, collographs, monotypes, and how to combine them for beautiful mixed media prints. This course will emphasize process and experimentation by demonstrating fun new tools and techniques. Students are encouraged to experiment and develop their ideas to make exciting new work. Open to all levels.

10 Sessions 4/17–6/19

Tuition: members \$280; non-members \$310
Lab Fee: \$40

785 WATER-BASED SILKSCREEN ON PAPER & FABRIC

Instructor: Judy Mensch

Wednesdays, 1–4 PM

Silk screen is a versatile medium, ideal for beginning and experienced printmakers. It is especially suitable for artists interested in color and ideal for printing on paper, canvas, or fabric. Learn how to create stencils using photo emulsion, paper/glassine, and liquid filler on the screen. Using water-based inks and crayons, explore building layers of transparent and opaque colors, line and texture, monoprints, and basic registration. This class will give you the tools to expand your ideas and imagery. Some materials provided.

10 Sessions 4/18–6/20

Tuition: members \$335; non-members \$365
Lab Fee: \$50

632 EXPLORING ETCHING IN COLOR AND BLACK & WHITE

Instructor: Vijay Kumar

Thursdays, 9:30 AM–12 PM

Explore traditional and contemporary etching methods, including monotype and monoprinting. Taught by world-renowned printmaker and founding member of the Manhattan Graphics Center, Vijay Kumar shares his expertise in a variety of printmaking techniques. Experience this beautiful and versatile art form for yourself! All levels welcome. Some materials are included; additional materials list will be discussed during the first class.

10 Sessions 4/19–6/21

Tuition: members \$280; non-members \$310
Lab Fee: \$40

637 MONOPRINTING

Instructor: Debra Livingston

Thursdays, 7–9:30 PM

Monoprinting is a unique process that combines painting and printmaking techniques. Learn the basic techniques to create one-of-a-kind, painterly prints! Methods include rolling and directly painting color onto a plate, use of textures, chine colle, drypoint, multiple layered prints, and more. All levels are welcome!

10 Sessions 4/19–6/21

Tuition: members \$280; non-members \$310

Lab Fee: \$40

772 NEW! WHITE LINE WOODCUT PRINTING

Instructor: Judy Mensch

Fridays, 12:30–3:30 PM

The white line woodcut technique was invented as a simplified alternative to Japanese ukiyo-e woodblock printing using only one woodblock instead of several, and watercolor paints to print with. Students will work on cutting the block, painting watercolors on the block, experimenting with different papers, and correct registration. Like monoprints, students will paint directly onto the block, printing each color multiple times to add opacity and/or transparency.

5 Sessions 5/4–6/1

Tuition: members \$170; non-members \$185

Lab Fee: \$15

Sculpture



621 SCULPTURE

Instructor: Katie Truk

Wednesdays, 9:30 AM–12 PM

Explore 3D forms in clay, paper clay, papier-mâché, polymer, or plaster. This class gives intermediate to advanced students the opportunity to work on individual projects. We approach traditional and contemporary methods to enable you to find your creative voice and achieve an understanding of aesthetics in sculpture. Materials are discussed the first day of class.

10 Sessions 4/18–6/20

Tuition: members \$310; non-members \$340

Materials Fee: \$50

801 NEW! MIXED MEDIA SCULPTURE

Instructor: Katie Truk

Wednesdays, 12:30–3 PM

With a little imagination, anything can become a sculpture. Experiment with using and combining different mediums such as plaster, clay, fabric and fiber, papier-mâché, or anything else that inspires you. Learn the language of and techniques of using adhesives. Take your sculpting vision and abilities to the next level! Some materials provided; additional materials to be discussed in the first class.

10 Sessions 4/18–6/20

Tuition: members \$310; non-members \$340

Materials Fee: \$40

718 SMALL SCALE BRONZE CASTING

Instructor: Michael Wolf

Thursdays, 3:30–6 PM

Design and build a wax model of a small sculpture for casting. Learn how to add gating (sprues and vents), mix the investment around the sculpture, burn out the wax original, and melt and pour the molten bronze into the void left by the wax. Students will then demold the casting and learn the steps to finish the final bronze sculpture. Some materials provided.

10 Sessions 4/19–6/21

Tuition: members \$310; non-members \$340

Materials/Lab Fee: \$70

722 DIRECT CARVING - STONE AND WOOD

Instructor: Michael Wolf

Thursdays, 6:30–9 PM

Learn the basics of carving either stone or wood using tools and techniques that have been utilized for thousands of years! Direct carving is a form of sculpture in which no preparatory models are made. The artist examines the stone or wood and decides what form can be developed from it. We will discuss the history of direct carving, and participants will create a small sculpture carved in soapstone, alabaster, or wood. Students will carve with the basic point tool, toothed and flat chisels, and a hammer. We will also cover filing and finishing.

10 Sessions 4/19–6/21

Tuition: members \$310; non-members \$340

Special Subjects



605 EXPERIMENTING WITH ART

Instructor: Katie Truk

Mondays, 10 AM–12:30 PM

Experiment with a different medium or tool each week as you explore drawing, painting, ceramics, and sculpture. This multimedia class is perfect for those looking to branch out and try new materials.

10 Sessions 4/16–6/25

No class 5/28

Tuition: members \$260; non-members \$290

Materials Fee: \$50

673 ART JOURNALING

Instructor: Samantha Matthews

Mondays, 6:30–9 PM

Art journaling can be a wonderful tool and routine for anyone. Keeping a journal that contains your inspirations, frustrations, dreams, and fears is a way to creatively process everyday life. Students will make their own journal with simple bookbinding techniques and will fill its pages both inside and outside of class. Students will also be encouraged to share their journaling journey in class.

10 Sessions 4/16–6/25

No class 5/28

Tuition: members \$260; non-members \$290

Adult One- and Two-Day Workshops

843 LINEAR PERSPECTIVE

Instructor: Drew Maillard

Want to add depth and realism to your drawing and painting? Learn step-by-step to draw one, two, and three-point perspective; measuring in perspective; and achieve uniform proportions throughout a drawing. Follow along with the instructor through various exercises for hands-on learning.

Sunday, 4/22, 10 AM–4 PM

Tuition: \$100

- All classes are 10 sessions unless otherwise noted.
- Materials lists will be online or provided by your instructor in class.
- Materials are included unless fees are noted.
- Fees also cover maintaining the spaces themselves.

709 NEW! HANDMADE BOOKS & BOXES

Instructor: David DiMarchi

In this book-making workshop artists will become familiar with the tools, materials, and tricks of the bookbinding trade! Throughout this course, we'll explore contemporary bookbinding, creating multiple book structures for highly personalized soft and hardcover books—ideal for journals, sketchbooks and artist books. Every artist will leave with beautiful handmade books, and all the knowledge needed to explore binding in their own work. All book-making materials and tools are included, but artists should anticipate supplying recycled prints, decorative and/or handmade papers, photographs, and printed ephemera to include in their bindings. Beginners welcome and encouraged!

Sunday, 4/22, 10 AM–4 PM
Tuition: \$100, Materials Fee: \$40

834 NEW! PAINTING AND DRAWING WITH OIL STICKS

Instructor: Sajal Sarkar

Oil sticks (or oil bars) are a wonderful medium for painting. They can be thought of as an artist's oil paint in stick form, and can be applied to a canvas (or any other support that is appropriate for oil paint) quickly, easily, and dynamically to create exciting, expressive marks that are not possible with ordinary oil paint. Oil sticks can also be used without solvents or a palette. Come experiment with this versatile medium and learn an alternative way to create textured surface and strong marks on canvas.

Sunday, 4/22, 10 AM–4 PM

Tuition: \$100, Materials Fee: \$35

779 THE RIGHT START: WHEEL THROWING

Instructor: Lisette Bedoya

Never tried the wheel before? On the first day of this workshop, create pieces such as a mug or bowl. On the second day, learn how to decorate, trim, and slip-coat your pottery. Even if you are a pro at pottery, you are welcome to come!

Sundays, 4/22 & 4/29, 10 AM–2 PM

Tuition: \$150, Materials Fee: \$40

681 THE RIGHT START: DRAWING

Instructor: Andrea Gianchiglia

New to art? Drawing is the foundation! Follow instructor-led demonstrations and lessons that will guide you as you learn about form, value, and proportion. Using the forgiving medium of charcoal, students will effectively achieve several strong drawings of still lifes, landscapes, and more.

Sunday, 4/29, 10 AM–4 PM

Tuition: \$100, Materials Fee: \$25

716 NEW! LIGHTING PATTERNS FOR PHOTOGRAPHERS

Instructor: Alina Oswald

This introductory workshop will teach students the main lighting patterns used when photographing both in studio and outdoors. Through hands-on exercises learn how to achieve a particular lighting pattern, what lighting pattern is best to use when photographing a particular subject and why, and how to use a particular lighting pattern to define your photographic voice.

Sunday, 4/29, 10 AM–4 PM

Tuition: \$100, Lab Fee: \$20

827 NEEDLE FELTED SCARVES

Instructor: Debrah Block Krol

Flat-needle felting is a fun and exciting way to embellish a garment. Layer and apply colorful wool and shimmering threads onto a silk chiffon scarf to make a beautiful one-of-a-kind creation. Some supplies (wool and other fibers) are available to purchase from instructor.

Sunday, 4/29, 11 AM–4 PM

Tuition: \$85, Materials Fee: \$15

792 NEW! REFINING YOUR DRAWING SKILLS

Instructor: Philla Barkhorn

Sharpen up your drawing skills with small-scale studies in charcoal powder, charcoal pencils, and white chalk. Working from still lifes, students will learn about composition, lighting, and gain mastery of line, shape, and value. This workshop will bring intensive study of still life objects in terms of block in, two-dimensional drawing, value study, and modeling. Students will learn new ways of seeing the world around them and begin to express this in their rendering.

Sunday, 5/6 10 AM–4 PM

Tuition: \$100

824 HIGH DYNAMIC RANGE (HDR) & PANORAMA PHOTOGRAPHY

Instructor: Bill Blanchard

Panoramic photography allows you to shoot wider than a camera can see; up to a full 360 degree circle. The morning panorama section will cover setting up the camera, overlapping images, processing the RAW files and pano conversion (aka stitching) in Photoshop and Lightroom. HDR techniques allow you to photograph the full dynamic range of a scene by combining a group of exposures that make up the total dynamic range of the seen into one finished image. The afternoon HDR segment will cover camera setup, exposure bracketing, image alignment and image merging software (Photoshop CC, Lightroom and Photomatrix). Basic knowledge of photography and your camera is required. A tripod is recommended; however, two will be available for use.

Sunday, 5/6, 10 AM–4 PM

Tuition: \$100, Lab Fee: \$25

828 INTRODUCTION TO SILK PAINTING

Instructor: Debrah Block Krol

Create a one-of-a-kind piece of wearable art while learning the basics of silk painting in this introductory workshop. Students will learn how to work with water-based resist to draw out their design, and then paint in vibrant colors with special silk fabric dyes and paints. We will also explore salt effects that to add a dynamic touch to your design. The finished piece will be a permanent and colorful masterpiece!

Sunday, 5/6, 10 AM–4 PM

Tuition: \$100, Materials Fee: \$40

838 BOB ROSS PAINTING

Instructor: Mark Saenger

Back by popular demand! This workshop by certified and Bob Ross-taught instructor, Mark Saenger, is perfect for someone who has never painted before or wants to paint using the wet-on-wet technique made so popular by the famous TV series. Come and make some "Happy Trees!" Returning students welcome!

Sunday, 5/6, 10 AM–4 PM

Tuition: \$100, Materials Fee: \$30

780 CONTINUING ON THE RIGHT PATH: WHEEL THROWING

Instructor: Lisette Bedoya

Now that you have had a try at the wheel, it's time to try throwing in different clay bodies and really getting a feel for what you like. The first week of class we throw and the second week we trim and decorate.

Sundays, 5/6 & 5/13, 10 AM–2 PM

Tuition: \$150, Materials/Firing Fee: \$40

840 NEW! FUSED LOOP IN LOOP CHAIN MAKING

Instructor: Jill Hurant

Loop in loop chains represent the most classical pieces of jewelry from ancient times. This workshop will introduce the fascinating procedure of loop in loop chain making. We will cover coiling and cutting jump rings, fusing links, loop in loop

construction, and finishing processes. We will discuss terminations (fused, as well as soldered) and “S” hook clasps. Basic and more complicated chains will be covered. Students may have time to complete a small project, but will leave the workshop with the knowledge to complete a chain on their own. Students will use a crème brûlée torch provided by the instructor, so it is a great introduction to working with a flame for first-timers or those nervous with working with torches.

Saturday & Sunday, 5/19 & 5/20, 10 AM–4 PM
Tuition: \$200, Lab Fee: \$60

680 THE ART OF COLORED PENCILS

Instructor: Andrea Gianchiglia

Explore the world of colored pencils in this one-day workshop. Through various demonstrations students will learn about paper options, how to layer colors, and how to use colored pencils hand in hand with other media. Through still life and photographs, students will gain a better understanding of how to achieve texture, color, and form in this wonderful medium.

Sunday, 5/20, 10 AM–4 PM
Tuition: \$100

717 NEW! COLOR VS. BLACK & WHITE

Instructor: Alina Oswald

This introductory workshop teaches students how to “see” in color as well as black-and-white in their photography, and how to choose whether to use color or black-and-white to best achieve a final goal. Learn how to decide what subject or story is best told in color or black-and-white by understanding a few key factors that influence such decisions: audience, client, goal of the assignment, message, and the individual artist’s voice. Students will also be instructed on how to convert color images into black-and-white in Photoshop.

Sunday, 5/20 10 AM–4 PM
Tuition: \$100, Lab Fee: \$20

719 NEW! CONTROLLED COLLAPSE & STRESS THROWING

Instructor: Vicki Lederman

Create unique, flowing forms by manipulating pots while throwing. Learn to have a give-and-take conversation with the clay and allow it to express itself in response to your touch. Encourage it to organically distort its shape, while maintaining control over how much and where it goes. Stress the clay by selectively thinning the wall, adding different-consistency clays, texturizing, fluting, or scarring. Then depending on where and how you continue to throw and open the pot, you can let the shape swirl and distort and intentionally take the clay to partial collapse—while still controlling the emerging form. Try throwing only touching the inside and explore new unexpected surface textures. For students comfortable with basic wheel throwing who want to experiment with free-throwing techniques.

Sunday, 5/20, 10 AM–4 PM
Tuition: \$100, Lab Fee: \$20

835 NEW! INTRODUCTION TO COLLAGRAPHY

Instructor: Sajal Sarkar

Explore the dynamic medium of collagraphy in this introductory workshop. Create textures by collaging substances such as textiles, acrylic texture mediums, sandpapers, bubble wrap, string or other fibers, cut cardstock, leaves, and more onto a board. Ink or pigment is then applied to the resulting collage, and the board is used to print onto paper using either a printing press or various hand tools. Collagraphy is perfect for printmakers looking to expand their practice or first time students.

Sunday, 5/20, 10 AM–4 PM
Tuition: \$100, Lab Fee: \$30

847 NEW! INTRODUCTION TO PRECIOUS METAL CLAY

Instructor: Jacqueline Kucks

Precious metal clay (PMC) is a fun and versatile material that starts as malleable clay and, after firing, becomes a solid metal piece. This course will introduce jewelers and non-jewelers alike to a variety of techniques to manipulate and decorate their own PMC silver jewelry pieces. Learn to decorate, texture, set stones, polish, and patina using various tools and molds. Students will also be shown how to set, monitor, and fire kilns. All materials provided, including a tool kit which may be purchased from the instructor for those who wish to continue working with PMC independently.

Saturday & Sunday, 6/2 & 6/3, 10 AM–4 PM
Tuition: \$200, Materials Fee: \$40

833 LAMPWORKED GLASS BEADS

Instructor: Stephanie Maddalena

Visit Venice without leaving the studio! Learn to make beautiful Venetian glass beads using glass rods and a hand-held torch. All levels welcome.

Saturday & Sunday, 6/2 & 6/3, 10 AM–4 PM
Tuition: \$200, Materials Fee: \$65

771 NEW! ALLA PRIMA OIL FLORAL PAINTING

Instructor: Stephanie Deshpande

Learn how to capture the beauty of a fresh floral arrangement using the *alla prima* oil painting technique in a single sitting. Students will learn to block in the composition directly on the canvas, measure main landmarks, and mass in large value areas. We will discuss the importance of comparing values, measuring, finding edges, and looking for color relationships. The instructor will demonstrate the steps necessary to create a successful floral painting. Please bring canvas and oil painting supplies.

Sunday, 6/3, 10 AM–5 PM
Tuition: \$115, Materials Fee: \$15

781 GLAZES GALORE

Instructor: Lisette Bedoya

Need glaze guidance? Do you have unfinished pieces from last session? Learn techniques and ways to glaze your previously bisque-fired unglazed work. As long as you created the pottery using clay from the Visual Arts Center of New Jersey, we can finish it! Bring at least five previously fired, never-glazed works to this workshop.

Sunday, 6/3, 10 AM–2 PM
Tuition: \$75, Glazing/Firing Fee: \$40

836 NEW! NEEDLE FELTED LANDSCAPES

Instructor: Debrah Block Krol

Flat needle felting isn’t just for garments. Learn about the fun and exciting process of flat needle felting while creating your own piece of fabulous fiber art. Make a colorful and ethereal landscape with layered wool roving and shimmering threads felted onto fabric. Some materials provided. Wool and other fibers will be available to purchase from the instructor.

Sunday, 6/3, 11 AM–4 PM
Tuition: \$85, Materials Fee: \$10

849 NEW! PHOTO BUSINESS 101: THE PHOTOGRAPHER’S PORTFOLIO

Instructor: Alina Oswald

Find your artistic voice as a photographer, and use it to build a photography business and become a successful pro photographer. The workshop teaches students why and how to specialize, and to find their voice and calling as photographers. The goal of this course is to create a body of work in a professional portfolio for presentation to attract potential clients.

Sunday, 6/3, 10 AM–4 PM
Tuition: \$100

876 LONG EXPOSURE NATURE PHOTOGRAPHY

Instructor: Danielle Austen

Long exposure photography captures movement within a frame. Using this technique in nature explores the interplay of light, patterns, and tones. The effects of long exposure can be surreal and even ethereal. Take more control of your camera by using manual mode and learn the skills and accessories needed to achieve your creative goals. The first part of this course is at the Art Center, then we travel to the Watchung Reservation to shoot.

Saturday, 6/9, 9:30 AM–3:30 PM
Rain date: Saturday, June 23
Tuition: \$100

791 PET PORTRAITS

Instructor: Philla Barkhorn

Paint an oil portrait of your fur baby with color and whimsy! Learn how to manipulate color and show off your personal artistic style in this special workshop. Students will also learn novel approaches to bring out their pet’s personality through bold color choices and dynamic compositions.

Sunday, 6/10, 10 AM–4 PM
Tuition: \$100

825 NEW! INFRARED PHOTOGRAPHY

Instructor: Bill Blanchard

Explore the invisible world of Infrared Photography where what’s unseen is the most important thing to photograph. This workshop will guide students through the intricate process of shooting and processing infrared images. Learn how IR photography methods differ from traditional digital photography, and how to get the best results. Two IR cameras will be available for students’ use during the outdoor shooting session on the Art Center grounds.

Sunday, 6/10, 10 AM–4 PM
Tuition: \$100, Lab Fee: \$25

839 NEW! EVERYTHING I KNOW ABOUT PAINTING

Instructor: Mark Saenger

Gain confidence and skill in this informative workshop where you will learn the fundamentals principles of painting by working from landscape photos, or a still life set up. Learn about value, drawing, atmosphere, color mixing, composition, and creating dynamic lighting effects. All levels welcome. All media welcome. Please bring any painting supplies you already have.

Sunday, 6/10, 10 AM–4 PM
Tuition: \$100

846 SHIBORI RESIST DYEING

Instructor: Kate Eggleston

Shibori is a collection of Japanese resist dyeing techniques (akin to American tie-dye) that creates unique patterns by folding, binding, and sewing fabric before immersing it into dye. Students will learn various folding and binding techniques and then dye their pieces in synthetic indigo. Please wear clothes you can get messy in, and be prepared to have fun!

Sunday, 6/10, 11 AM–3 PM
Tuition: \$85, Materials List: \$20

720 NEW! ALTERING SLABS INTO SCULPTURAL FORMS

Instructor: Vicki Lederman

There are many ways to manipulate slabs into three-dimensional forms: swell, stretch, and expand from behind. Indent and distort, in addition to or instead of traditional sculptural techniques, so the subject begins to organically emerge out of the slab. Slabs can also be painted and stained with ceramic slips and oxides, and can become the basis of mixed media work after firing. These techniques are especially suited to rounded human and animal forms. Students will have the opportunity to work from a

model in this workshop.

Sundays, 6/10 & 6/17, 10 AM–4 PM
Tuition: \$200, Lab & Model Fee: \$40

850 NEW! FINDING THE EXTRAORDINARY IN THE ORDINARY

Instructor: Ellen Denuto

There is beauty surrounding us if we simply pause and take notice. Each fallen leaf, abandoned toy, or empty chair has a story waiting to be told. Learn to explore the everyday things and places in our lives. Students will be encouraged to think less and see more, shooting objects they are drawn to intuitively. Learn to see and understand light, how to expose for and capture it as it changes, and welcome serendipitous and unexpected mistakes. By the end, students will notice they have chosen subjects and captured photographs that come together as a cohesive body of work which begins to narrate and illustrate their story. Please bring a camera and a UBS drive.

Sunday, 6/17, 10 AM–4 PM
Rain date: June 24, 10 AM–4 PM
Tuition: \$100, Lab Fee: \$25

848 NEW! PRECIOUS METAL CLAY: NEXT STEP

Instructor: Jacqueline Kucks

Continue your exploration into precious metal clay (PMC)! This workshop will expand on techniques to manipulate and decorate silver PMC and introduce students to bronze and copper PMC. Learn to decorate, texture, set stones, polish, and patina using various tools and molds. Students will also be shown how to set, monitor, and fire kilns specifically for bronze and copper PMC. All materials provided, including a tool kit which may be purchased from the instructor for those who wish to continue working with PMC independently.

Saturday & Sunday, 6/23 & 6/24, 10 AM–4 PM
Tuition: \$200, Materials Fee: \$40

844 LINOLEUM BLOCK PRINTING

Instructor: Drew Maillard

Learn relief printing from start to finish. Through instructor demonstration and hands-on experience, students design, cut, and print a linoleum block print. We cover troubleshooting and fixing common printmaking problems, as well as creating finished proofs and editions.

Sunday, 6/24, 10 AM–4 PM
Tuition: \$100

YOUTH CLASSES & WORKSHOPS | AT-A-GLANCE

Classes for Teens and Children: Descriptions on Pages 17-19

	MONDAY	TUESDAY	WEDNESDAY	THURSDAY	FRIDAY
CHILDREN (Ages 4-13)	<p>606 Pre-K Art Sampler (ages 4-5) Truk, 1-2 PM</p> <p>607 Art Sampler (ages 5-7) Truk, 3:30-5 PM</p> <p>821 Art Fun-damentals! (ages 8-11) TBD, 3:30-5 PM</p> <p>799 Shake Up Your Sculpture with Found Objects (ages 9-12) Roman, 4-5:30 PM</p> <p>609 Introduction to Drawing & Painting (ages 6-9) Truk, 5:30-6:30 PM</p>	<p>786 Silkscreen for Kids (ages 9-12) Mensch, 4-5:30 PM</p> <p>644 Sculpt Your Art Out! (ages 5-8) Roman, 4-5:30 PM</p> <p>809 Drawing, Painting & Pastel (ages 9-12) Schiller, 4-5:30 PM</p>	<p>608 Art Sampler (ages 5-7) Truk, 3:30-5 PM</p> <p>628 Mini Masters (ages 8-11) Gianchiglia, 3:30-4:30 PM</p> <p>693 Autobiographical Comics: Drawing Your Life (ages 9-12) Gildea, 4-5:30 PM</p> <p>652 Jump in the Mud (ages 9-12) Bedoya, 4-6 PM</p> <p>610 Introduction to Drawing & Painting (ages 6-9) Truk, 5:30-6:30 PM</p>	<p>667 Fundamentals of Drawing & Painting (ages 11-13) Gianchiglia, 4-5:30 PM</p> <p>643 Let's Try It All! (ages 8-11) Roman, 4-5:30 PM</p> <p>703 Experimenting with Art (ages 6-9) Lopez 4-5:30 PM</p>	<p>831 New! Pre-K Art & Books (ages 4-5) Matthews, 4/20-5/18, 10-11 AM</p> <p>832 New! Pre-K Art & Books (ages 4-5) Matthews, 6/1-6/29, 10-11 AM</p> <p>811 Fabric Art (ages 7-12) Zaretska, 3:30-5 PM</p> <p>642 Star Wars & Super Heroes (ages 8-11) Baron, 3:30-5 PM</p>
TEENS (Ages 13-17)	<p>692 Webcomics 101 (ages 13-17) Gildea, 4-6 PM</p> <p>672 Art Journaling (ages 13-17) Matthews 4-6 PM</p> <p>640 Anime/Manga & Comic Drawing (ages 11-16) Baron, 6-8 PM</p> <p>613 Stone Sculpture For Teens (ages 13-17) Saland, 7-9 PM</p>	<p>670 Just Drawing (ages 13-17) Yavorski, 3:30-6 PM</p> <p>663 Developing Your Portfolio for Art School (ages 15-18) Adkins, 6:30-8:30 PM</p>	<p>671 Intro to Digital Photography (ages 13-17) Matthews, 4-6 PM</p> <p>641 Comic Book Creations (ages 13-17) Baron, 6-8 PM</p> <p>649 Creative Ceramics for Teens (ages 13-17) Bedoya, 6:30-8:30 PM</p>	<p>668 Drawing & Painting (ages 13-17) Gianchiglia, 6-8 PM</p> <p>660 Stage Make Up (ages 13-17) Gallegos, 6:30-8:30 PM</p>	

Weekend Classes for Children and Teens

	SATURDAY
CHILDREN AND TEENS (Ages 4-17)	<p>852 Creative Ceramics (ages 10-15) Bedoya, 10-11:30 AM</p> <p>704 Experimenting with Art (ages 6-9) Lopez, 10-11:30 AM</p> <p>816 Cartoons & Anime Drawing (ages 7-10) Baron, 10-11:30 AM</p> <p>802 Drawing & Painting (ages 9-12) Matthews, 10-11:30 AM</p> <p>645 Paint Your Art Out! (ages 5-8) Roman, 12-11:30 PM</p> <p>664 The Art of Drawing (ages 11-13) Gianchiglia, 10-11:30 AM</p> <p>810 Drawing & Painting for Children (ages 8-11) Schiller, 10-11:30 AM</p> <p>853 Creative Ceramics (ages 10-15) Bedoya, 12-1:30 AM</p> <p>812 Fun with Felt (ages 7-12) Zaretska, 12-1:30 PM</p> <p>665 The Art of Painting (ages 11-13) Gianchiglia, 12-1:30 PM</p> <p>702 New! Creative Sculpture (ages 6-10) Lopez, 12-1:30 PM</p> <p>826 Mobile App Development (ages 6-15) Cohn, 10 AM-12 PM</p> <p>789 Drawing & Painting Your Personal Style (ages 13-17) Adusumilli, 10 AM-12 PM</p> <p>808 Teen Studio: Drawing & Painting (ages 13-17) Schiller, 12-2 PM</p> <p>804 Character Design (ages 13-17) Matthews, 12-2 PM</p> <p>666 Drawing & Painting: The Next Steps (ages 13-17) Gianchiglia, 2-4 PM</p> <p>820 Toy & Game Making (ages 9-12) Wallant, 12:30-2:30 PM</p> <p>803 Gestural Drawing (ages 15+) TBD, 2:30-4:30 PM</p>

Workshops for Teens and Children

	WORKSHOPS
TEENS	<p>InstaFolio Series with Andrea Gianchiglia ages 13-17 Wednesdays at 4:45-6:45 PM</p> <p>674 InstaFolio: Pen & Ink Drawing with Watercolor April 18</p> <p>675 InstaFolio: White-on-White in Watercolor April 25</p> <p>676 InstaFolio: Wired Up May 2</p> <p>677 InstaFolio: Grisaille Painting: Layering in Color May 9</p> <p>678 InstaFolio: Gears, Pedals & Tires: the RISD Bike Drawing May 16</p> <p>679 InstaFolio: Botanical Bliss in Pastel May 23</p>
CHILDREN	<p>Create Your Own Series with Vanessa Lopez ages 6-10 Sundays</p> <p>705 Create Your Own 3-D Island April 28 & May 5, 2-3:30 PM</p> <p>706 Create Your Own 3-D Treehouse April 29 & May 6, 10 AM-12 PM</p> <p>707 Create Your Own 3-D Castle May 12 & May 19, 2-3:30 PM</p> <p>708 Create Your Own 3-D Beach Scene May 20, 10 AM-12 PM</p>

YOUTH CLASSES & WORKSHOP DESCRIPTIONS | Teens & Kids

Pre-K



606 PRE-K ART SAMPLER (AGES 4-5)

Instructor: Katie Truk

Mondays, 1-2 PM

We feature drawing, painting, ceramics, and sculpture geared to the interests and abilities of young children. Expose youngsters to different artistic expressions or strengthen existing foundations. Each session has a different combination, so repeat students are welcome.

10 Sessions 4/16-6/25

No class 5/28

Tuition: members \$165; non-members \$195
Materials Fee: \$30

831 & 832 NEW! PRE-K ART & BOOKS (AGES 4-5)

Instructor: Samantha Matthews

Fridays, 10-11 AM

Stimulate your child's creativity by making art based on classic children's books.

Each session we read a book, and then create a piece of art about the story and its characters. The projects you make will use a variety of media.

831: 5 Sessions 4/20-5/18

832: 5 Sessions 6/1-6/29

Tuition: members \$105; non-members \$120
Materials Fee: \$20

Children



ART SAMPLER (AGES 5-7)

Instructor: Katie Truk

607 Mondays, 3:30-5 PM

608 Wednesdays, 3:30-5 PM

We feature various media such as drawing, painting, ceramics, and sculpture. Beginning artists try different artistic expressions or strengthen existing foundations, allowing for experimentation and growth. Each session has a different method or combination, so repeat students are welcome.

607: 10 Sessions 4/16-6/25

No class 5/28

608: 10 Sessions 4/18-6/20

Tuition: members \$230; non-members \$260
Materials Fee: \$35

799 SHAKE UP YOUR SCULPTURE WITH FOUND OBJECTS (AGES 9-12)

Instructor: Rebecca Roman

Mondays, 4-5:30 PM

Delve into sculpture using typical art media and combining them with found objects. Take Styrofoam®, clay, papier-mâché, wire, cardboard, foam board, and add everyday objects to create unique and personal pieces each week. Students will learn important analytical skills and be encouraged to develop their own personal style.

10 Sessions 4/16-6/25

No class 5/28

Tuition: members \$230; non-members \$260
Materials Fee: \$35

821 ART FUN-DAMENTALS! (AGES 8-11)

Mondays, 3:30-5 PM

Instructor: To Be Determined

Study the elements of art and the creative process in this hands on, multi-media class. Learn about art fundamentals such as line, shape, composition, and color. Students will explore a variety of materials including graphite, charcoal, pastel, paint, and more.

10 Sessions 4/16-6/25

No class 5/28

Tuition: members \$230; non-members \$260
Materials Fee: \$35

INTRODUCTION TO DRAWING & PAINTING (AGES 6-9)

Instructor: Katie Truk

609 Mondays 5:30-6:30 PM

610 Wednesdays, 5:30-6:30 PM

Is your child fascinated by drawing and painting? We teach the fundamentals of composition and perspective through still lifes and photographic sources while broadening techniques and creativity. Explore color, shading, texture, and (most importantly) imagination! Repeat students are welcome.

609: 10 Sessions 4/16-6/25

No class 5/28

610: 10 Sessions 4/18-6/20

Tuition: members \$165; non-members \$195
Materials Fee: \$30

644 SCULPT YOUR ART OUT! (AGES 5-8)

Instructor: Rebecca Roman

Tuesdays, 4-5:30 PM

Dive into sculpture in this fun, multi-media course. Each week, explore a new medium (such as clay, wood, plaster, and wire) and make fabulous 3D works of art. Repeat students are welcome.

10 Sessions 4/17-6/19

Tuition: members \$230; non-members \$260
Materials Fee: \$35

809 DRAWING, PAINTING & PASTEL (AGES 9-12)

Instructor: Doug Schiller

Tuesdays, 4-5:30 PM

Step it up! You are ready to increase and refine your skills in drawing, painting, pastel, and other media. We are excited to help you with demonstrations and guided discussions.

10 Sessions 4/17-6/19

Tuition: members \$230; non-members \$260
Materials Fee: \$35

786 SILKSCREEN FOR KIDS (AGES 9-12)

Instructor: Judy Mensch

Tuesdays, 4-5:30 PM

Come explore the medium made famous by Andy Warhol. Students will learn the processes and techniques of water-based silkscreening. Learn how to create stencils with photo emulsion, glassine paper, and liquid filler painted directly on the screen. Use water-base inks and crayons and explore building layers of transparent and opaque colors, line, texture, and basic registration. If you love drawing, this class will give you the tools to create a series of unique screen prints or t-shirts for yourself, your friends, and family.

10 Sessions 4/17-6/19

Tuition: members \$230; non-members \$260
Materials Fee: \$45

628 MINI MASTERS (AGES 8-11)

Instructor: Andrea Gianchiglia

Wednesdays, 3:30-4:30 PM

Using the inspiration of past and present artists, discover and explore various

techniques, media, and subjects in this fun and educational course. Improve your technical skills while discovering your true inner artist. Work with acrylics, pastels, watercolor, clay, collage, and more.

10 Sessions 4/18-6/20

Tuition: members \$165; non-members \$195
Materials Fee: \$30

652 JUMP IN THE MUD (AGES 9-12)

Instructor: Lisette Bedoya

Wednesdays, 4-6 PM

Specialize in ceramics! Play with mud while you learn to make wheel-thrown bowls, mugs, and more in this introductory pottery class. After you throw, trim, and glaze your work, take home pottery of which you can be proud.

10 Sessions 4/18-6/20

Tuition: members \$290; non-members \$310
Materials/Firing Fee: \$45

693 AUTOBIOGRAPHICAL COMICS: DRAWING YOUR LIFE (AGES 9-12)

Wednesdays, 4-5:30 PM

Allison Gildea

From silly comics to hit graphic novels, autobiographical comics are everywhere. From single panel cartoons to full sequential stories, create comics starring the character you know best: yourself. This course will show students how to draw from their own personal experiences to create comics that can act as a personal diary and that can be shared to resonate with an audience.

10 Sessions 4/18-6/20

Tuition: members \$230; non-members \$260
Materials Fee: \$30

643 LET'S TRY IT ALL! (AGES 8-11)

Instructor: Rebecca Roman

Thursdays, 4-5:30 PM

Focus on fun! Try your hand at drawing, painting, sculpture, ceramics, charcoal, dry pastel, oil pastel, watercolor, and acrylic in this creative class. Discover how fun it is to combine imagination with newfound art skills.

10 Sessions 4/19-6/21

Tuition: members \$230; non-members \$260
Materials Fee: \$35

667 FUNDAMENTALS OF DRAWING & PAINTING (AGES 11-13)

Instructor: Andrea Gianchiglia

Thursdays, 4-5:30 PM

Build a foundation! Study composition, perspective, proportion, color theory, and values while creating still lifes, landscapes, portraiture, figure drawing, and more. Talk about art concepts with demonstrations and step-by-step lessons to gain an understanding of what makes a strong drawing and painting. All levels welcome.

10 Sessions 4/19-6/21

Tuition: members \$230; non-members \$260
Model Fee: \$35

- All classes are 10 sessions unless otherwise noted.

- Materials lists will be online or provided by your instructor in class.

- Materials are included unless fees are noted.

- Fees also cover maintaining the spaces themselves.

EXPERIMENTING WITH ART (AGES 6-9)

Instructor: Vanessa Lopez

703 Thursdays, 4-5:30 PM

704 Saturdays, 10-11:30 AM

If you love to experiment, come create one-of-a-kind pieces from papier-mâché, paint, pastel, clay, and collage! Projects are different every semester. All materials included, but please bring a smock.

703: 10 Sessions 4/19-6/21

704: 10 Sessions 4/21-6/30

No class 6/23

Tuition: members \$230; non-members \$260
Materials Fee: \$35

642 STAR WARS & SUPER HEROES (AGES 8-11)

Instructor: Doug Baron

Fridays, 3:30-5 PM

Put on your cape! If you want to learn how to draw *Star Wars* and superhero characters and create your own, study the heroic form to do both. Explore anatomy, proportions, character design, and comic book techniques through demonstrations and practice.

10 Sessions 4/20-6/22

Tuition: members \$230; non-members \$260
Materials Fee: \$35

811 FABRIC ART (AGES 7-12)

Instructor: Traci Zaretska

Fridays, 3:30-5 PM

Want to work with fabric, but don't want to sew? Fabric can be used for much more than just sewing! In this course, learn about quilts, landscapes, and still lifes, as well as basic art principles such as composition and pattern, and even some art history. Create nine fabric collages, no sewing required.

10 Sessions 4/20-6/22

Tuition: members \$230; non-members \$260
Materials Fee: \$30

CREATIVE CERAMICS (AGES 10-15)

Instructor: Lisette Bedoya

852 Saturdays, 10-11:30 AM

853 Saturdays, 12-1:30 PM

Call it a clay day! Gain a solid foundation for wheel-throwing and learn hand building techniques such as slab, pinch, and sculpture. Glaze and texture ceramics in this inspiring atmosphere as well!

852 & 853: 8 Sessions 4/21-6/16

No class on 5/26

Tuition: members \$180; non-members \$210
Materials Fee: \$35

645 PAINT YOUR ART OUT! (ages 5-8)

Instructor: Rebecca Roman

Saturdays, 10-11:30 AM

Dive into painting in this fun and dynamic class! Explore new techniques and subject matters in both acrylic and watercolor paints. Learn about the color wheel, light and shadow, blending colors, and more!

10 Sessions 4/21-6/30

No class on 5/26

Tuition: members \$230; non-members \$260
Materials Fee: \$35

664 THE ART OF DRAWING (AGES 11-13)

Instructor: Andrea Gianchiglia

Saturdays, 10-11:30 AM

Draw with detail. Learn the fundamentals of drawing using graphite, charcoal powders, toned paper, and Conté pencil to explore topics and gain skills. In this relaxed class, learn key skills through in-depth demonstrations. Practice drawing different types of fabric texture and patterns as well as metallic and glass objects. Students will

also draw a live, clothed model.

9 Sessions 4/21–6/23

No class 5/26

Tuition: members \$205; non-members \$235

Model Fee: \$35

816 CARTOONS & ANIME DRAWING (AGES 7–10)

Saturdays, 10–11:30 AM

Instructor: Doug Baron

Are you a cartoon/anime/manga-lover? Create characters! Explore comic book and manga-style drawing from dynamic perspectives to classic anime/manga facial features. We draw popular characters and work on simple and effective techniques for drawing and creating concepts. Master a unique style of creating cartoon, anime, and comic art—and have fun!

5 Sessions 4/21–5/19

Tuition: members \$145, non-members \$160

Materials Fee: \$15

802 DRAWING & PAINTING (AGES 9–12)

Saturdays, 10–11:30 AM

Instructor: Samantha Matthews

Raise the bar! Reach the next level!

Refine drawing and painting skills using charcoal, pastel, paint, and more through demonstrations, discussions, and individual attention. Explore the fundamentals of drawing and painting combined with imagination!

10 Sessions 4/21–6/30

No class on 5/26

Tuition: members \$230; non-members \$260

Materials Fee: \$35

810 DRAWING AND PAINTING FOR CHILDREN (AGES 8–10)

Saturdays, 10–11:30 AM

Instructor: Doug Schiller

In this beginner class, kids are given imaginative drawing and painting projects that offer a fun way to learn basic art skills. While working from their imagination, your child will learn proper use of brushes, color mixing, and beginning drawing skills such as observing shape, using tones for shading, and practicing different line quality. This class builds confidence and individual creativity in a guided artistic environment that includes demonstration followed by individual instruction.

10 Sessions 4/21–6/30

No class on 5/26

Tuition: members \$230; non-members \$260

Materials Fee: \$35

665 THE ART OF PAINTING (AGES 11–13)

Instructor: Andrea Gianchiglia

Saturdays, 12–1:30 PM

Brush up! Bring a drawing through painting stages while studying artists from history. Create a completed masterpiece using acrylic or oil paints.

9 Sessions 4/21–6/23

No class 5/26

Tuition: members \$205; non-members \$235

702 NEW! CREATIVE SCULPTURE (AGES 6–10)

Instructor: Vanessa Lopez

Saturdays, 12–1:30 PM

Create it your way! In this new class students will get to explore sculpture at their own pace while working on their own individual projects. Create your own Batcave, robot, princess castle, or even a pirate ship! The possibilities are endless. Popular Art Center instructor, Vanessa Lopez, will work with each student individually to create their own exciting sculpture.

10 Sessions 4/21–6/30

No class 6/23

Tuition: members \$230; non-members \$260

Materials Fee: \$40

812 FUN WITH FELT (AGES 7–12)

Instructor: Traci Zaretska

Saturdays, 12–1:30 PM

Learn the basics of hand-sewing and working with felt while making fun and fabulous projects such as sunglass cases, stuffed animals, and more. Students will be guided in how to make and use paper patterns, measure and cut felt, and a variety of basic hand-sewing stitches. After these skills are mastered, students will then design and create a unique work of art of their own.

10 Sessions 4/21–6/30

No class on 5/26

Tuition: members \$230, non-members \$260

Materials Fee: \$30

820 TOY & GAME MAKING (AGES 9–12)

Instructor: Leslie Wallant

Saturdays, 12:30–2:30 PM

Invent your own toys and games! Discuss ideas and critique each other as a team as you practice drawing skills. Design your idea as well as the graphics for your packaging and logos. Construct a rough model and a progressive visual story presentation with your drawings, models, and graphics.

10 Sessions 4/21–6/30

No class on 5/26

Tuition: members \$230; non-members \$260

Materials Fee: \$30

Teens



672 ART JOURNALING (AGES 11–14)

Instructor: Samantha Matthews

Mondays, 4–6 PM

Art journaling can be a wonderful tool and routine for anyone. Keeping a journal that contains your inspirations, frustrations, dreams, and fears is a way to creatively process everyday life. Students will make their own journal with simple bookbinding techniques and will fill its pages both inside and outside of class. Students will also be encouraged to share their journaling journey in class.

10 Sessions 4/16–6/25

No class 5/28

Tuition: members \$250; non-members \$280

Materials Fee: \$30

692 WEBCOMICS 101 (AGES 13–17)

Instructor: Allison Gildea

Mondays, 4–6 PM

This course will cover various techniques for comics as well as discuss strategies for starting and maintaining a successful project on the web. Topics will be covered weekly and include: improving your artistic skills, safely and effectively using the web to your advantage, and managing consistent updates of your work online. The culmination of this class will be completing the first chapter/forward of your comic, ready to be published online.

10 Sessions 4/16–6/25

No class 5/28

Tuition: members \$250; non-members \$280

Materials Fee: \$20

613 STONE SCULPTURE FOR TEENS (AGES 13–17)

Instructor: Daniel Saland

Mondays, 7–9 PM

Rock on! Your teen will learn how to carve alabaster and finish with a polished abstract sculpture! This introductory class will cover all the fascinating stages of this ancient practice: chiseling, filing, sanding, and polishing. Stone sculpture is a peaceful process offering teens a cathartic opportunity to slow things down. With class discussion and active

demonstration, this class rocks! Materials, including tools and stone included.

10 Sessions 4/16–6/25

No class 5/28

Tuition: members \$290; non-members \$320

Materials Fee: \$45

640 ANIME/MANGA & COMIC DRAWING (AGES 11–15)

Instructor: Doug Baron

Mondays, 6–8 PM

Create characters! Explore comic book and Japanese/Chinese-style drawing, from dynamic perspectives to classic anime/manga facial features.

10 Sessions 4/16–6/25

No class 5/28

Tuition: members \$250; non-members \$280

Materials Fee: \$20

670 JUST DRAWING (AGES 13–17)

Instructor: Stephen Yavorski

Tuesdays, 3:30–6 PM

Build up your confidence in your drawing skills! Learn how to take what you see in the 3D world and successfully translate it to a 2D paper surface. Whether you are an experienced artist preparing to create a portfolio or are new to the art world, students will receive individual attention appropriate to their level.

10 Sessions 4/17–6/19

Tuition: members \$260; non-members \$290

663 DEVELOPING YOUR PORTFOLIO FOR ART SCHOOL (AGES 15–18)

Instructor: James Adkins

Tuesdays, 6:30–8:30 PM

This course is for high school students preparing their portfolios for applying to college art programs. Students will have their current portfolios reviewed and skills assessed in order to evaluate what additional work is needed. Lessons will then be administered to help improve skills and prepare the strongest work possible for their college applications.

10 Sessions 4/17–6/19

Tuition: members \$250; non-members \$280

Materials Fee: \$35

671 INTRO TO DIGITAL PHOTOGRAPHY (AGES 13–17)

Instructor: Samantha Matthews

Wednesdays, 4–6 PM

Say “cheese!” Learn about DSLR camera systems and practice composition and expressing ideas. Study basic camera operation such as shutter, aperture, focal length, white balance, and metering and how to make basic adjustments using Adobe Photoshop® to create beautiful imagery. Bring a digital camera and its manual, and a tripod if possible. Some shooting assignments will be given between class meetings.

10 Sessions 4/18–6/20

Tuition: members \$300; non-members \$330

Lab Fee: \$35

649 CREATIVE CERAMICS FOR TEENS (AGES 13–17)

Instructor: Lisette Bedoya

Wednesdays, 6:30–8:30 PM

Learn the fundamentals of hand building, wheel-throwing, and sculpting in a relaxed atmosphere. Gain confidence in your sculpture and throwing skills!

10 Sessions 4/18–6/20

Tuition: members \$290; non-members \$310

Materials/Firing Fee: \$45

641 COMIC BOOK CREATIONS (AGES 13–17)

Instructor: Doug Baron

Wednesdays, 6–8 PM

Make a mini comic book! Create unique comic book characters and develop interesting stories for them with individual help from comic book artist, Doug Baron. Character

design, narrative storytelling, camera angles, lighting, expressions, sound effects, lettering, inking, and more will be covered while you work on an eight-page, mini comic book.

10 Sessions 4/18–6/20

Tuition: members \$250; non-members \$280

Materials Fee: \$20

668 DRAWING & PAINTING (AGES 13–17)

Instructor: Andrea Gianchiglia

Thursdays, 6–8 PM

With an emphasis on artistic individuality, your teen will build a solid drawing and painting foundation through demonstrations and experiments. Students will develop their own styles and, at the same time, learn fundamentals of drawing and painting by exploring color and shadow to create still lifes, portraits, and more.

10 Sessions 4/19–6/21

Tuition: members \$250; non-members \$280

Model Fee: \$35

660 STAGE MAKEUP (AGES 13–17)

Instructor: Stephanie Gallegos

Thursdays, 6:30–8 PM

Are you interested in theater, film, or just putting together the best Halloween costume ever? Explore the basic techniques of planning characters and applying stage makeup so they come to life. Learn a wide range of makeup styles including beauty, old age, animal face painting, and clowns. Learn brush work, applying a wax scar or fake nose, and more!

10 Sessions 4/19–6/21

Tuition: members \$230; non-members \$260

Materials Fee: \$60

- All classes are 10 sessions unless otherwise noted.
- Materials lists will be online or provided by your instructor in class.
- Materials are included unless fees are noted.
- Fees also cover maintaining the spaces themselves.

826 MOBILE APP DEVELOPMENT (AGES 11–15)

Saturdays, 10 AM–12 PM

Instructor: Melanie Cohn

Learn how to build and deploy custom mobile apps using the Android App Inventor platform. For the first three classes, students will learn some basic skill building with each person creating their own app to run on the Android system. In the final two classes, students will design and create their own personal app.

5 Sessions 5/5–6/9

No class 5/26

Tuition: members \$165; non-members \$180

Lab Fee: \$20

789 DRAWING & PAINTING YOUR PERSONAL STYLE (AGES 13–17)

Saturdays, 10 AM–12 PM

Instructor: Divya Adusumilli

Create an expressive and confident artistic voice and point of view with the basics of composition and color. Explore your painting process in different media. Interpret the world the way you see it in a relaxed and purposeful environment. Some materials provided.

10 Sessions 4/21–6/30

No class on 5/26

Tuition: members \$250; non-members \$280

Materials Fee: \$20

808 TEEN STUDIO: DRAWING & PAINTING (AGES 13–17)

Instructor: Doug Schiller

Saturdays, 12–2 PM

Look and learn. Focus on fundamentals of drawing and painting with direct observation, various materials, and techniques. Study light

and shadow, value and shading, and methods to create representational three-dimensional spaces. We reinforce concepts through support and group critique with the goal of encouraging your understanding and progress.
10 Sessions 4/21–6/30
No class on 5/26
Tuition: members \$250; non-members \$280
Model Fee: \$35

804 CHARACTER DESIGN (AGES 13–17) **Instructor: Samantha Matthews** **Saturdays, 12–2 PM**

Character design for comics, video games, animation, and more. In this drawing-heavy course, students will get into gesture, structure, perspective, and foreshortening. We will also discuss how best to express your character's unique traits to make them believable to your audience. Upon completing this course, students will have a character turnaround, expression sheet, action sheet, and (time permitting) storyboard or comic sequence.
10 Sessions 4/21–6/30
No class on 5/26
Tuition: members \$230; non-members \$260

666 DRAWING & PAINTING: THE NEXT STEPS (AGES 13–17)

Instructor: Andrea Gianchiglia
Saturdays, 2–4 PM
Advance your drawing and painting techniques using graphite, charcoal, and oil paint. Work on still lifes, drawing from a model, perspective, color, and composition. Organize a group of work into a cohesive collection and develop a portfolio for future college use.
9 Sessions 4/21–6/23
No class 5/26
Tuition: members \$235; non-members \$255
Model Fee: \$60

803 GESTURAL DRAWING (AGES 15+)

Instructor: TBD
Saturdays, 2:30–4:30 PM
Working from clothed models, draw figures

that really come to life! Learn perspective and foreshortening, weight distribution, line of action, pinch and stretch, and more. If you are interested in animation, comic and cartoon art, or game characters, this class is for you!
10 Sessions 4/21–6/30
No class on 5/26
Tuition: members \$230; non-members \$260
Model Fee: \$60

Children One & Two-Day Workshops

705 CREATE YOUR OWN 3D ISLAND (AGES 6-10)

Instructor: Vanessa Lopez
Using a variety of materials such as wood, papier-mâché, Model Magic, and sand, students will create their very own island, complete with sandy beaches, crystal blue waters, palm trees, and wildlife.
Saturdays, 4/28 & 5/5, 2–3:30 PM
Tuition: \$75, Materials Fee: \$15

706 CREATE YOUR OWN 3D TREEHOUSE (AGES 6-10)

Instructor: Vanessa Lopez
Create your dream treehouse, complete with a swing, rope ladder, and maybe even a slide in this two-day workshop! On day one students will create the structure of the treehouse and cover it in papier-mâché. On day two they will paint and decorate the inside and outside of their sculpture.
Sundays, 4/29 & 5/6, 10 AM–12 PM
Tuition: \$75, Materials Fee: \$15

707 CREATE YOUR OWN 3D CASTLE (AGES 6-10)

Instructor: Vanessa Lopez
Create your own 3D castle using papier-mâché and more! On day one students will create the structure of the castle and cover it in papier-mâché. On day two they will paint and decorate their castle with leaves, moss,

rocks, Model Magic, and more. Children can decorate their castle traditionally, or get creative and turn it into a princess castle with glitter, gemstones, and sequins.
Saturdays 5/12 & 19, 2–3:30 PM
Tuition: \$75, Materials Fee: \$15

708 CREATE YOUR OWN 3D BEACH SCENE (AGES 6-10)

Instructor: Vanessa Lopez
Create your own 3D beach diorama, complete with glittery water and real sand in this new workshop. Students will create their own beach scene on a wood base, using sand, wood, recycled materials, Model Magic, and more.
Sunday 5/20, 10 AM–12: PM
Tuition: \$50.00, Materials Fee: \$15.00

Teens One & Two-Day Workshops

SPECIAL INSTAFOLIO WORKSHOPS WITH ANDREA GIANCHIGLIA

674 InstaFolio: Pen & Ink Drawing with Watercolor (ages 13–17)

Instructor: Andrea Gianchiglia
Create a fun work of art while learning cross hatching and pointillism drawing techniques with pen and ink, then add color to your piece with watercolor. Students will create a strong drawing with a detailed style and technique focusing on light and shadow of a still life of art supplies.
Wednesday, 4/18, 4:45–6:45 PM
Tuition: \$50, Materials Fee: \$15

675 INSTAFOLIO: WHITE-ON-WHITE IN WATERCOLOR (AGES 13–17)

Instructor: Andrea Gianchiglia
White is full of color! Students will create a strong painting in watercolor using various white objects as their muse. Finding reflected light and color with attention to value within the objects will allow students to create a strong piece for their portfolio.

Wednesday, 4/25, 4:45–6:45 PM
Tuition: \$50, Materials Fee: \$15

676 INSTAFOLIO: WIRED UP! (AGES 13–17)

Instructor: Andrea Gianchiglia
Using various gauges of wire, students will create a sculptural portrait by bending and molding the wire to form shapes to emulate a likeness.
Wednesday, 5/2/2018, 4:45–6:45 PM
Tuition: \$50, Materials Fee: \$15

677 INSTAFOLIO: GRISAILLE PAINTING: LAYERING IN COLOR (AGES 13–17)

Instructor: Andrea Gianchiglia
Students will learn the master's technique of a grisaille painting. Working in acrylic, students will start with a monochromatic painting then add color with transparent glazes to eventually create a full-bodied, luminous color painting.
Wednesday, 5/9, 4:45–6:45 PM
Tuition: \$50, Materials Fee: \$20

678 INSTAFOLIO: GEARS, PEDALS, & TIRES: THE RISD BIKE DRAWING (AGES 13–17)

Instructor: Andrea Gianchiglia
Whether you're thinking of applying to RISD or not, a bicycle drawing is a strong piece for your portfolio! Using the requirements of the RISD portfolio, students will be inspired by a real bicycle and choose an area of it to develop their piece. Examples and ideas will be discussed.
Wednesday, 5/16, 4:45–6:45 PM
Tuition: \$50, Materials Fee: \$15

679 INSTAFOLIO: BOTANICAL BLISS IN PASTEL (AGES 13–17)

Instructor: Andrea Gianchiglia
Spring is the time for flora! Inspired by a fresh bouquet, students will create a colorful masterpiece led by the instructor in a step-by-step demonstration in pastel.
Wednesday, 5/23, 4:45–6:45 PM
Tuition: \$50, Materials Fee: \$20

Welcome to the Visual Arts Center of New Jersey. Please read our policies carefully. Spring Semester begins April 16, 2018

Late Registration: There is no late registration fee, but you will be charged the full price of the course. You may not join a class past its second week.

Confirmation of Course Registration:

The Art Center calls students only in the event of a class cancellation. Students should assume a class is running unless otherwise notified (5–7 days before the start date). Students who provide an email address at time of registration will receive an automated receipt and confirmation of course registration via email; students who do not provide an email address will not receive confirmation of any kind.

FIVE WAYS TO REGISTER

1. **Online:** artcenternj.org
2. **Email:** frontdesk@artcenternj.org
3. **Phone:** 908.273.9121
4. **In person at the front desk**
5. **Mail:** Front Desk
re: Studio School Registration
Visual Arts Center of New Jersey
68 Elm Street, Summit, NJ 07901

Registration Forms: Registration forms can be found below. Photocopied facsimiles are acceptable. Handwritten notes will not be accepted.

Payment Procedures: Each class must be paid in full at the time of registration. Pro-rating is not available. A \$25 fee will be assessed for any returned check.

Gift Certificates: Gift certificates for classes and workshops are available for purchase. They are not redeemable for cash or able to be used for membership payment or other fees.

Refunds: Students who wish to withdraw from a class or workshop will receive a full refund upon receipt of written notification up to one week (7 days) prior to the start of a class or workshop, minus a \$20 handling fee. After the second week of classes, no refunds or letters of credit will be issued. A full refund will be given if a class or workshop is canceled by the Art Center. Refunds can be expected 3–4 weeks from the date requested. Students who miss class on their own accord will not receive a refund, letter of credit, or make-up opportunity. Membership dues are not refundable.

Auditing & Transfers: The Art Center allows students to audit classes when arranged with the permission of the Director of the Studio School. No person should be in any classroom unless registered or by permission of the Director of the Studio School.

Make-Up Classes: The Art Center will only be closed for the dates listed in the calendar. Classes canceled due to holidays, instructor absence, inclement weather, or other unforeseen circumstances will be made up at the end of the semester. Students who miss class on their own accord will not receive a refund, letter of credit, or make-up opportunity.

Weather: Please visit artcenternj.org or call the Art Center at 908.273.9121 for closing announcements due to inclement weather. The announcements will be recorded by 7:30 AM of the morning in question and will also be on the radio at 101.5 FM as well as on Facebook and Twitter.

Junior (under 18) Students: The Art Center reserves the right to remove, without refund, any child whose age is misrepresented during registration from any class or workshop. Teenage students under 18 years of age must have written permission from a parent or guardian to attend any class which uses a life model.

Student Substitutions: No student substitutions are allowed. Only students enrolled in a certain class can attend that class, unless they have the permission of the Director of the Studio School to audit that class.

Student Behavior: The Art Center reserves the right to dismiss any student for inappropriate behavior.

Student Property: The Art Center is not responsible for artwork and other property left on the premises and has no liability if such property is lost, stolen or damaged, except in instances when artwork is displayed in a gallery exhibition and insurance coverage is in place. The Art Center does not have the space to store artwork between semesters. All student work must be removed at the end of the semester. Any artwork left after the semester ends will be discarded. The Art Center is not responsible for any digital artwork or images left on the computers in the digital lab. You must back up your work on your flash drive when you use the lab.

Facility Rules: The Art Center will open to the public at 9 AM Monday–Friday and 10 AM Saturday and Sunday. **Students may enter classrooms no earlier than 9:15 AM Monday–Friday and 10 AM Saturday and Sunday.** Students enrolled in evening and weekend classes are expected to leave immediately after class. Animals, with the exception of service animals, are prohibited from entering the Art Center.

Instructor/Model Substitutions: The Art Center reserves the right to substitute instructors of an equal caliber for any class or workshop. The Art Center also reserves the right to substitute life and portrait models for any reason.

Kiln: Kilns are reserved for firing current student work only. All work must be properly marked with student's full name and course number in order to be fired. Firing of work takes approximately two weeks from the time the piece was submitting for firing in the kiln room. No work created outside of the Art Center's classes or open studios will be fired at the Art Center.

Open Studios: The Art Center offers open studios to our adult members and students during each semester. Members with verifiable experience in our studios may also use open studios except in ceramics. You must be enrolled in a class in ceramics to use the open studios. Each semester, we will reissue the open studio times as they are dependent upon regularly scheduled classes. Open studios are subject to change or cancellation at the Art Center's discretion. Please call to confirm there is an open studio before you come.

Photographs: The Art Center will occasionally document classes, instructors, teaching demonstrations, and student work using photography and video for promotional purposes only. **If you do not wish yourself or your child to be photographed, please notify the Art Center in writing at the beginning of the quarter.**

Pricing Errors: We work to make certain prices in this catalogue are accurate. However, on rare occasions there might be a clerical error that leads to a mistake in pricing. In the event of a pricing error, the Art Center reserves the right to cancel any registration resulting from such pricing error.

Visual Arts Center of New Jersey

68 Elm Street
Summit, New Jersey 07901
P 908.273.9121 F 908.273.1457
artcenternj.org

NON PROFIT ORG.
U.S. POSTAGE
PAID
STAR DIRECT
11207

Visual Arts Center of New Jersey Registration Form

PLEASE NOTE: Submission of Class Registration Form implies student has read & agrees to class policies listed online & in the Catalog.

STUDENT NAME (LAST, FIRST) _____

ADDRESS _____

PHONE NUMBER _____

EMAIL ADDRESS _____

First Time Student? Yes No

How did you hear about us? _____

CLASS / WORKSHOP INFORMATION AND PAYMENT

CODE	TITLE	DAY	TIME	PRICE	FEES
CODE	TITLE	DAY	TIME	PRICE	FEES
CODE	TITLE	DAY	TIME	PRICE	FEES
CODE	TITLE	DAY	TIME	PRICE	FEES
CODE	TITLE	DAY	TIME	PRICE	FEES
CODE	TITLE	DAY	TIME	PRICE	FEES

EMERGENCY INFORMATION

CONTACT NAME _____

PHONE NUMBER _____

Do you have any medical conditions we should know about? _____

PAYMENT

Check Number: _____
Payable to Visual Arts Center of New Jersey

Credit Card
I hereby authorize the use of my credit card

Visa MasterCard AMEX

SIGNATURE _____

CARD # _____

EXP. DATE _____ CCV/CVV _____

BILLING ADDRESS (IF DIFFERENT THAN ABOVE) _____

CHILDREN: MANDATORY INFORMATION

BIRTHDATE _____ AGE _____

PARENT(S) FULL NAME(S) _____

PERSON(S) AUTHORIZED TO PICK UP CHILD _____

ADDITIONAL FEES FOR CLASSES

-\$5 Early Registration Discount (through March 4)	DISCOUNT
--	----------

MEMBERSHIP (SEE INSIDE FRONT COVER FOR LEVELS)

	LEVEL OF MEMBERSHIP	FEE
New Member	LEVEL OF MEMBERSHIP	FEE
Renewing Member	LEVEL OF MEMBERSHIP	FEE
Dual/Family: Name of Additional Member(s)	SPOUSE NAME	FEE
	CHILD NAME	FEE
	CHILD NAME	FEE

DONATIONS:

I would like to make a tax-deductible contribution to the 2017-2018 Art Center Fund	DONATION
---	----------

TOTAL PAYMENT

Add together all fees in the shaded boxes here	TOTAL
--	-------